

COLLEGE STATION ISD
BALANCE SHEET
HEAD START FUNDS -2054
07/31/14

	Headstart Fund
ASSETS	
Cash and Cash Equivalents	0.00
Property Taxes	
Allowance for Uncollectible Taxes (Credit)	
Due from Other Governments	
Due from Other Funds	
Other Receivables	
Deferred Expenditures	
Inventories	
Total Assets	<u>0.00</u>
LIABILITIES AND FUND BALANCES	
Liabilities:	
Accounts Payable	39.68
Interest Payable-Current	
Payroll Deductions and Withholdings Payable	
Accrued Wages Payable	98,877.06
Due to Other Funds	116,182.15
Due to Other Governments	
Unearned Revenues	
Total Liabilities	<u>215,098.89</u>
DEFERRED INFLOWS OF RESOURCES	
Unavailable Revenue-Property taxes	0.00
Total Deferred Inflows of Resources	<u>0.00</u>
Fund Balances:	
Non-Spendable:	
Investments in Inventory	
Outstanding Encumbrances	
Restricted:	
Reported in the Head Start Fund	(215,098.89)
Committed:	
Construction	
Self Insurance	
Other Land	
Unreserved and Undesignated:	
Reported in the General Fund	
Total Fund Balances	<u>(215,098.89)</u>
Total Liabilities and Fund Balances	<u>0.00</u>

General Note:

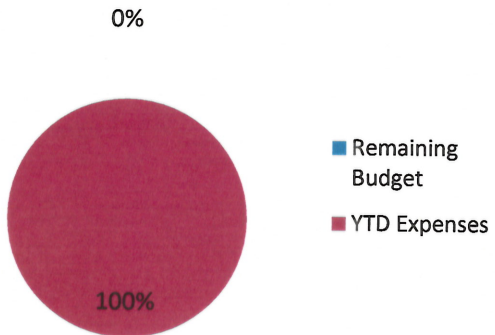
Head start funds are not reimbursed until a filing is made with Health and Human Services.
There is a three day timing delay.

COLLEGE STATION INDEPENDENT SCHOOL DISTRICT
STATEMENT OF REVENUES, EXPENDITURES, AND CHANGES IN FUND BALANCE
BUDGET AND ACTUAL - HEADSTART FUND 2054
SEPTEMBER 1 - JULY 31, 2014

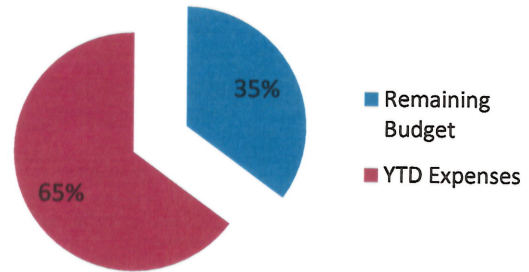
	Budgeted Amounts		Actual Amounts (GAAP Basis)	Variance With Final Budget Positive or (Negative)
	Original	Final		
REVENUES:				
Total Local and Intermediate Sources				0.00
State Program Revenues				0.00
Federal Program Revenues	1,896,110.00	1,896,110.00	1,704,671.44	(191,438.56)
Total Revenues	1,896,110.00	1,896,110.00	1,704,671.44	(191,438.56)
EXPENDITURES:				
Current:				
Payroll Costs	1,698,157.00	1,698,157.00	1,712,961.42	(14,804.42)
Contracted Services	70,095.00	70,095.00	45,541.79	24,553.21
Materials and Supplies	37,915.00	37,915.00	73,272.92	(35,357.92)
Other Operating Costs	89,943.00	89,943.00	87,994.20	1,948.80
Capital Outlay	0.00	0.00	0.00	0.00
Operating Transfers In	0.00	0.00	0.00	0.00
Total Expenditures	1,896,110.00	1,896,110.00	1,919,770.33	(23,660.33)
Excess (Deficiency) of Revenues Over (Under) Expenditures	0.00	0.00	(215,098.89)	(215,098.89)
OTHER FINANCING SOURCES (USES):				
Sale of Real and Personal Property	0.00	0.00	0.00	0.00
Capital Leases	0.00	0.00	0.00	0.00
Transfer In	0.00	0.00	0.00	0.00
Total Other Financing Sources (Uses)	0.00	0.00	(215,098.89)	(215,098.89)
Net Change in Fund Balances	0.00	0.00	(215,098.89)	(215,098.89)
Fund Balance - September 1 (Beginning)	0.00	0.00	0.00	0.00
Fund Balance	0.00	0.00	(215,098.89)	(215,098.89)

Headstart Expense Data - 2054

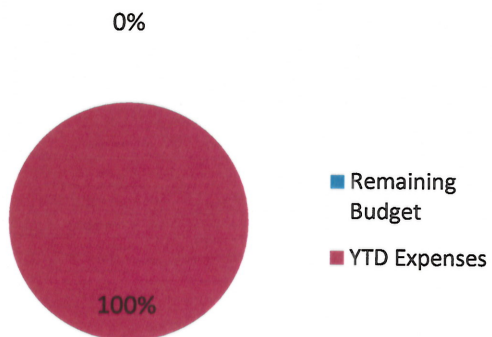
Payroll Costs



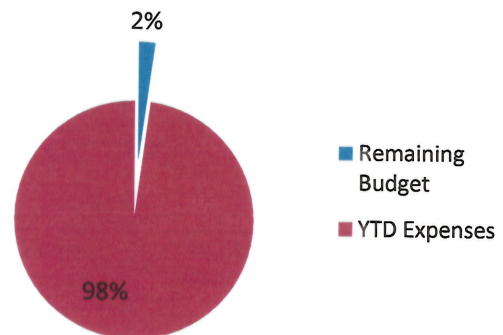
Contracted Services



Materials and Supplies



Other Operating Costs



COLLEGE STATION ISD
BALANCE SHEET
HEAD START FUNDS -2055
07/31/14

	Headstart Fund
<hr/>	
ASSETS	
Cash and Cash Equivalents	(25,658.33)
Property Taxes	
Allowance for Uncollectible Taxes (Credit)	
Due from Other Governments	
Due from Other Funds	
Other Receivables	
Deferred Expenditures	
Inventories	
Total Assets	<u>(25,658.33)</u>
LIABILITIES AND FUND BALANCES	
Liabilities:	
Accounts Payable	0.00
Interest Payable-Current	
Payroll Deductions and Withholdings Payable	
Accrued Wages Payable	0.00
Due to Other Funds	15,550.80
Due to Other Governments	
Unearned Revenues	
Total Liabilities	<u>15,550.80</u>
DEFERRED INFLOWS OF RESOURCES	
Unavailable Revenue-Property taxes	0.00
Total Deferred Inflows of Resources	<u>0.00</u>
Fund Balances:	
Non-Spendable:	
Investments in Inventory	
Outstanding Encumbrances	
Restricted:	
Reported in the Head Start Fund	(41,209.13)
Committed:	
Construction	
Self Insurance	
Other Land	
Unreserved and Undesignated:	
Reported in the General Fund	
Total Fund Balances	<u>(41,209.13)</u>
Total Liabilities and Fund Balances	<u>(25,658.33)</u>

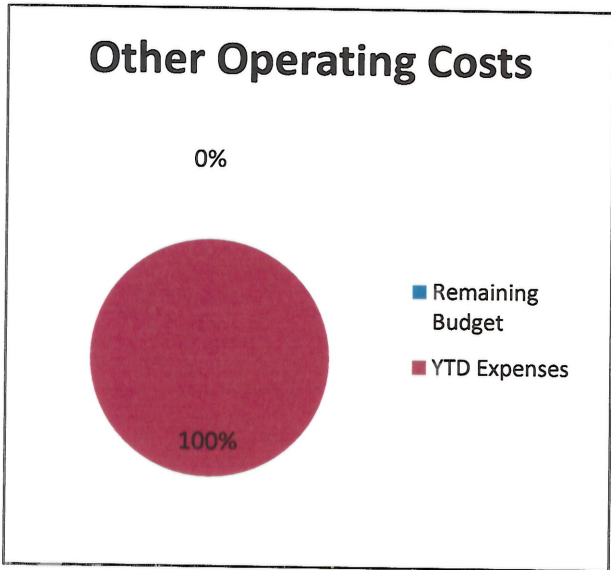
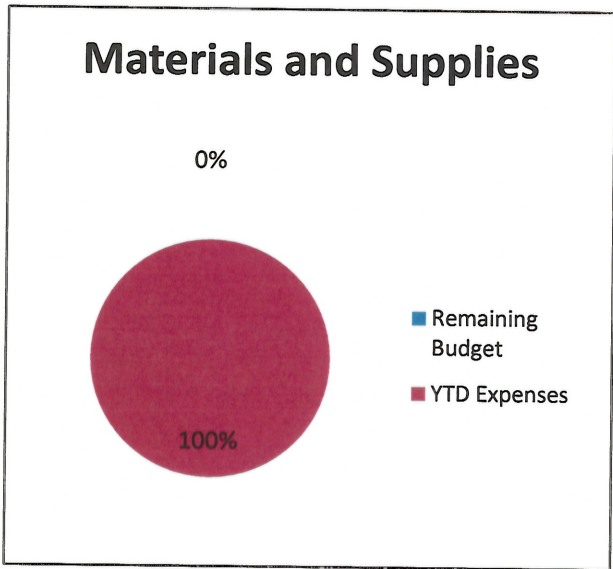
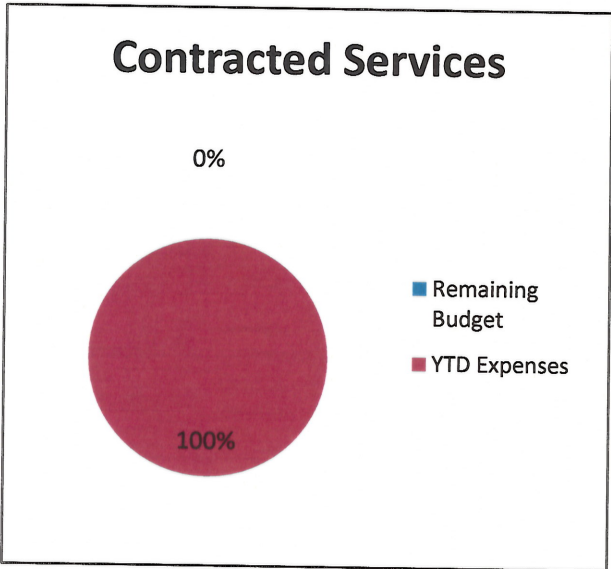
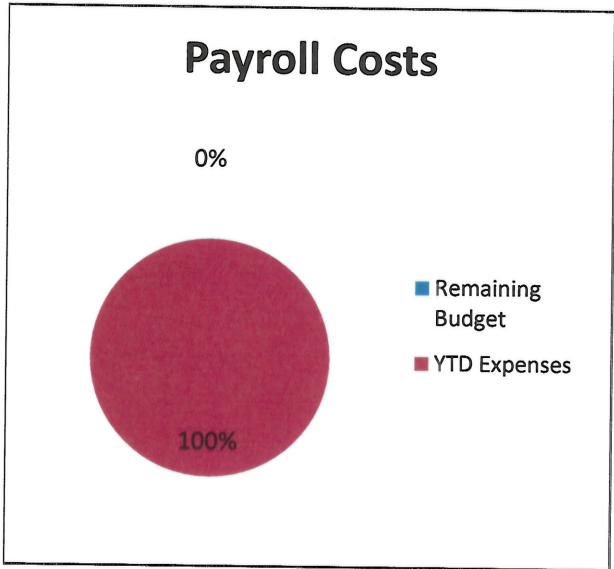
General Note:

Head start funds are not reimbursed until a filing is made with Health and Human Services.
There is a three day timing delay.

COLLEGE STATION INDEPENDENT SCHOOL DISTRICT
STATEMENT OF REVENUES, EXPENDITURES, AND CHANGES IN FUND BALANCE
BUDGET AND ACTUAL - HEADSTART FUND 2055
SEPTEMBER 1 - JULY 31, 2014

	Budgeted Amounts		Actual Amounts (GAAP Basis)	Variance With Final Budget Positive or (Negative)
	Original	Final		
REVENUES:				
Total Local and Intermediate Sources				0.00
State Program Revenues				0.00
Federal Program Revenues	0.00	0.00	25,658.33	25,658.33
Total Revenues	0.00	0.00	25,658.33	25,658.33
EXPENDITURES:				
Current:				
Payroll Costs	0.00	0.00	51,587.00	(51,587.00)
Contracted Services	0.00	0.00	11,430.98	(11,430.98)
Materials and Supplies	0.00	0.00	919.95	(919.95)
Other Operating Costs	0.00	0.00	2,929.53	(2,929.53)
Capital Outlay	0.00	0.00	0.00	0.00
Operating Transfers In	0.00	0.00	0.00	0.00
Total Expenditures	0.00	0.00	66,867.46	(66,867.46)
Excess (Deficiency) of Revenues Over (Under) Expenditures	0.00	0.00	(41,209.13)	(41,209.13)
OTHER FINANCING SOURCES (USES):				
Sale of Real and Personal Property	0.00	0.00	0.00	0.00
Capital Leases	0.00	0.00	0.00	0.00
Transfer In	0.00	0.00	0.00	0.00
Total Other Financing Sources (Uses)	0.00	0.00	(41,209.13)	(41,209.13)
Net Change in Fund Balances	0.00	0.00	(41,209.13)	(41,209.13)
Fund Balance - September 1 (Beginning)	0.00	0.00	0.00	0.00
Fund Balance	0.00	0.00	(41,209.13)	(41,209.13)

Headstart Expense Data - 2055



Head Start Monthly Credit Card Transactions for Fund 2055 and Project 00

COLLEGE STATION ISD
DATE: 08/12/2014
TIME: 17:10:41

PAGE NUMBER: 1
ACCTPA31

COLLEGE STATION INDEPENDENT SCHOOL DIST
VENDOR PAYMENT HISTORY

SELECTION CRITERIA: ((((transact.yr = "14"))) AND (((transact.period = "11"))) AND (((transact.key_orign MATCHES "2055**")) AND (((trans

-----VENDOR-----	INVOICE	1099	CHECK NO	BUDGET CODE	-----DESCRIPTION-----	SALES TAX	AMOUNT
PO	P/F	DATE	SUB	PROJECT	CONTROL		
13737 CITIBANK CORPORATE CAR 0	#0723	#9108	N	296684	2055130081124000-6411		
				07/24/14	GRIMES REGION 4	0.00	105.00
13737 CITIBANK CORPORATE CAR 0	0723	#9108	2	N	296684	2055130081124000-6411	
				07/24/14	AP-DRP2	0.00	90.00
13737 CITIBANK CORPORATE CAR 0	0723	#9108	3	N	296684	2055130081124000-6411	
				07/24/14	AP-DRP2	0.00	45.00
13737 CITIBANK CORPORATE CAR 0	0723	#9108	4	N	296684	2055130081124000-6411	
				07/24/14	AP-DRP2	0.00	105.00
13737 CITIBANK CORPORATE CAR 0	0723	#9132	1	N	296684	2055130081124000-6411	
				07/24/14	HARRISON REG 4	0.00	281.22
TOTAL VENDOR					NELSON HILTON 6/1-3	0.00	626.22
TOTAL REPORT					AP-DRP2	0.00	626.22