

COLLEGE STATION ISD
BALANCE SHEET
HEAD START FUNDS -2050
07/31/20

	Headstart Fund
ASSETS	
Cash and Cash Equivalents	0.00
Property Taxes	
Allowance for Uncollectible Taxes (Credit)	
Due from Other Governments	180,542.87
Due from Other Funds	
Other Receivables	
Deferred Expenditures	
Inventories	
Total Assets:	<u>180,542.87</u>
LIABILITIES AND FUND BALANCES	
Liabilities:	
Accounts Payable	0.00
Interest Payable-Current	
Payroll Deductions and Withholdings Payable	
Accrued Wages Payable	0.00
Due to Other Funds	180,542.87
Due to Other Governments	
Unearned Revenues	
Total Liabilities:	<u>180,542.87</u>
DEFERRED INFLOWS OF RESOURCES	
Unavailable Revenue-Property taxes	0.00
Total Deferred Inflows of Resources	<u>0.00</u>
Fund Balances:	
Non-Spendable:	
Investments in Inventory	
Outstanding Encumbrances	
Restricted:	
Reported in the Head Start Fund	0.00
Committed:	
Construction	
Self Insurance	
Other Land	
Unreserved and Undesignated:	
Reported in the General Fund	
Total Fund Balances	<u>0.00</u>
Total Liabilities and Fund Balances	<u>180,542.87</u>

General Note:

Head start funds are not reimbursed until a filing is made with Health and Human Services. There is a three day timing delay.

COLLEGE STATION ISD
BALANCE SHEET
HEAD START FUNDS -2051
07/31/20

	Headstart Fund
<hr/>	
ASSETS	
Cash and Cash Equivalents	0.00
Property Taxes	
Allowance for Uncollectible Taxes (Credit)	
Due from Other Governments	53,324.10
Due from Other Funds	
Other Receivables	
Deferred Expenditures	
Inventories	
Total Assets	<u>53,324.10</u>
LIABILITIES AND FUND BALANCES	
Liabilities:	
Accounts Payable	0.00
Interest Payable-Current	
Payroll Deductions and Withholdings Payable	
Accrued Wages Payable	0.00
Due to Other Funds	53,324.10
Due to Other Governments	
Unearned Revenues	
Total Liabilities	<u>53,324.10</u>
DEFERRED INFLOWS OF RESOURCES	
Unavailable Revenue-Property taxes	0.00
Total Deferred Inflows of Resources	<u>0.00</u>
Fund Balances:	
Non-Spendable:	
Investments in Inventory	
Outstanding Encumbrances	
Restricted:	
Reported in the Head Start Fund	0.00
Committed:	
Construction	
Self Insurance	
Other Land	
Unreserved and Undesignated:	
Reported in the General Fund	
Total Fund Balances	<u>0.00</u>
Total Liabilities and Fund Balances	<u>53,324.10</u>
	0.00

General Note:

Head start funds are not reimbursed until a filing is made with Health and Human Services. There is a three day timing delay.

COLLEGE STATION INDEPENDENT SCHOOL DISTRICT
STATEMENT OF REVENUES, EXPENDITURES, AND CHANGES IN FUND BALANCE
BUDGET AND ACTUAL - HEADSTART FUND 2050
JULY 1 - JULY 31, 2020


	Budgeted Amounts		Actual Amounts (GAAP Basis)	Encumbrances Outstanding	Variance With Final Budget Positive or (Negative)
	Original	Final			
REVENUES:					
Total Local and Intermediate Sources	0.00	0.00	626.86	0.00	626.86
State Program Revenues	0.00	0.00	0.00	0.00	0.00
Federal Program Revenues	0.00	2,449,531.00	2,057,935.61	0.00	(391,595.39)
Total Revenues	0.00	2,449,531.00	2,058,562.47	0.00	(390,968.53)
EXPENDITURES:					
Current:					
Payroll Costs	0.00	1,924,371.00	1,722,487.72	0.00	201,883.28
Contracted Services	0.00	209,491.00	36,915.96	2,350.00	170,225.04
Materials and Supplies	0.00	197,764.00	232,870.57	24,368.71	(59,475.28)
Other Operating Costs	0.00	117,905.00	66,288.22	0.00	51,616.78
Capital Outlay	0.00		0.00	0.00	0.00
Operating Transfers In	0.00	0.00	0.00	0.00	0.00
Total Expenditures	0.00	2,449,531.00	2,058,562.47	26,718.71	364,249.82
Excess (Deficiency) of Revenues Over (Under) Expenditures	0.00	0.00	0.00	(26,718.71)	(26,718.71)
OTHER FINANCING SOURCES (USES):					
Sale of Real and Personal Property	0.00	0.00	0.00	0.00	0.00
Capital Leases	0.00	0.00	0.00	0.00	0.00
Transfer In	0.00	0.00	0.00	0.00	0.00
Total Other Financing Sources (Uses)	0.00	0.00	0.00	(26,718.71)	(26,718.71)
Net Change in Fund Balances	0.00	0.00	0.00	(26,718.71)	(26,718.71)
Fund Balance - September 1 (Beginning)	0.00	0.00	0.00	0.00	0.00
Fund Balance	0.00	0.00	0.00	(26,718.71)	(26,718.71)

COLLEGE STATION INDEPENDENT SCHOOL DISTRICT
STATEMENT OF REVENUES, EXPENDITURES, AND CHANGES IN FUND BALANCE
BUDGET AND ACTUAL - HEADSTART FUND 2050
JULY 1 - JULY 31, 2020

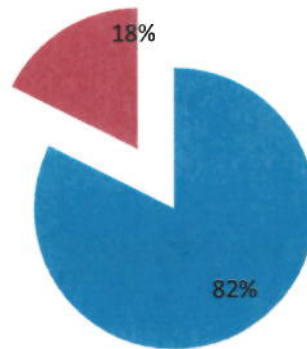
	Budgeted Amounts		Actual Amounts (GAAP Basis)	Encumbrances Outstanding	Variance With Final Budget Positive or (Negative)
	Original	Final			
REVENUES:					
Total Local and Intermediate Sources	0.00	0.00	34.05	0.00	34.05
State Program Revenues	0.00	0.00	0.00	0.00	0.00
Federal Program Revenues	0.00	0.00	81,574.15	0.00	81,574.15
Total Revenues	0.00	0.00	81,608.20	0.00	81,608.20
EXPENDITURES:					
Current:					
Payroll Costs	0.00	0.00	75,498.93	0.00	(75,498.93)
Contracted Services	0.00	0.00	386.83	2,118.51	(2,505.34)
Materials and Supplies	0.00	0.00	5,373.48	107,614.12	(112,987.60)
Other Operating Costs	0.00	0.00	348.96	0.00	(348.96)
Capital Outlay	0.00	0.00	0.00	0.00	0.00
Operating Transfers In	0.00	0.00	0.00	0.00	0.00
Total Expenditures	0.00	0.00	81,608.20	109,732.63	(191,340.83)
Excess (Deficiency) of Revenues Over (Under) Expenditures	0.00	0.00	0.00	(109,732.63)	(109,732.63)
OTHER FINANCING SOURCES (USES):					
Sale of Real and Personal Property	0.00	0.00	0.00	0.00	0.00
Capital Leases	0.00	0.00	0.00	0.00	0.00
Transfer In	0.00	0.00	0.00	0.00	0.00
Total Other Financing Sources (Uses)	0.00	0.00	0.00	(109,732.63)	(109,732.63)
Net Change in Fund Balances	0.00	0.00	0.00	(109,732.63)	(109,732.63)
Fund Balance - September 1 (Beginning)	0.00	0.00	0.00	0.00	0.00
Fund Balance	0.00	0.00	0.00	(109,732.63)	(109,732.63)

Headstart Expense Data - 2050


Payroll Costs



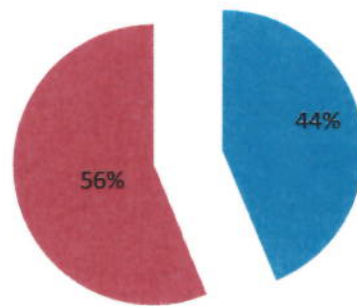
Contracted Services



Materials and Supplies



Other Operating Costs



Head Start Monthly Credit Card Transactions

Fund 2051 and Project 00

Head Start Monthly Credit Card Transactions
Fund 2051 and Project EH

COLLEGE STATION ISD
 DATE: 08/03/2020
 TIME: 13:38:24

COLLEGE STATION INDEPENDENT SCHOOL DIST
 VENDOR PAYMENT HISTORY

PAGE NUMBER: 1
 ACCTPA31

SELECTION CRITERIA: (((transact.yr = "20")) AND ((transact.period = "11")) AND ((transact.key_orgn MATCHES "2051*")) AND ((transa

-----VENDOR-----	INVOICE PO	1099 P/F	CHECK NO	BUDGET CODE PROJECT	-----DESCRIPTION----- CONTROL	SALES TAX	AMOUNT
13737 CITIBANK CORPORATE CAR	0715 5360 1 N	V8427	2051210F811240EH-6399	6/9WEISS SURVEY/MONKEY AP CITI	0.00	96.00	
10976 HEB GROCERY COMPANY	#17 316515 M	385760	2051610F101240EH-6399	#17 EHS TUCKER AP - HEB	0.00	481.63	
11475 HOME DEPOT CREDIT SERV	4021400 N	385410	205161PI811240EH-6399	#10 EHS @BBPC TUCKER AP - JW	0.00	75.52	
11475 HOME DEPOT CREDIT SERV	5761344 N	385410	205161PI811240EH-6399	#10 EHS @BBPC TUCKER AP - JW	0.00	237.06	
TOTAL VENDOR					0.00	312.58	
46199 KROGER SOUTHWEST KMA C	#4318 305041 N	386063	2051610F101240EH-6399	#4618 TUCKER EHS AP-KROG	0.00	310.35	
46199 KROGER SOUTHWEST KMA C	#4334 272914 N	386063	205161PI811240EH-6399	#4334 MUNOZ EHS AP-KROG	0.00	73.69	
TOTAL VENDOR					0.00	384.04	
TOTAL REPORT					0.00	1274.25	