

COLLEGE STATION ISD
BALANCE SHEET
HEAD START FUNDS -2055
02/28/15

	Headstart Fund
ASSETS	
Cash and Cash Equivalents	
Property Taxes	
Allowance for Uncollectible Taxes (Credit)	
Due from Other Governments	
Due from Other Funds	
Other Receivables	
Deferred Expenditures	
Inventories	
Total Assets	0.00
LIABILITIES AND FUND BALANCES	
Liabilities:	
Accounts Payable	187.06
Interest Payable-Current	
Payroll Deductions and Withholdings Payable	
Accrued Wages Payable	123,947.94
Due to Other Funds	156,179.90
Due to Other Governments	
Unearned Revenues	
Total Liabilities	280,314.90
DEFERRED INFLOWS OF RESOURCES	
Unavailable Revenue-Property taxes	0.00
Total Deferred Inflows of Resources	0.00
Fund Balances:	
Non-Spendable:	
Investments in Inventory	
Outstanding Encumbrances	
Restricted:	
Reported in the Head Start Fund	(280,314.90)
Committed:	
Construction	
Self Insurance	
Other Land	
Unreserved and Undesignated:	
Reported in the General Fund	
Total Fund Balances	(280,314.90)
Total Liabilities and Fund Balances	0.00

General Note:

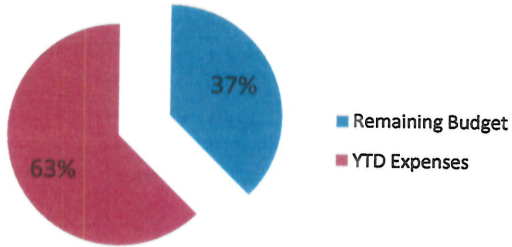
Head start funds are not reimbursed until a filing is made with Health and Human Services.
There is a three day timing delay.

COLLEGE STATION INDEPENDENT SCHOOL DISTRICT
STATEMENT OF REVENUES, EXPENDITURES, AND CHANGES IN FUND BALANCE
BUDGET AND ACTUAL - HEADSTART FUND 2055
SEPTEMBER 1 - FEBRUARY 28, 2015

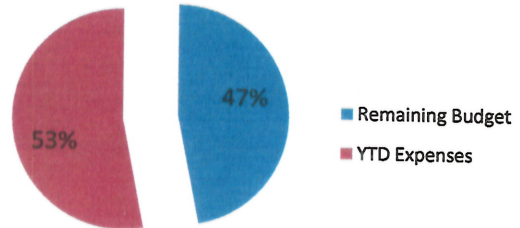
	Budgeted Amounts		Actual Amounts (GAAP Basis)	Variance With Final Budget Positive or (Negative)
	Original	Final		
REVENUES:				
Total Local and Intermediate Sources	0.00	0.00	33.25	33.25
State Program Revenues	0.00	0.00	0.00	0.00
Federal Program Revenues	2,025,139.00	2,025,139.00	929,440.02	(1,095,698.98)
Total Revenues	<u>2,025,139.00</u>	<u>2,025,139.00</u>	<u>929,473.27</u>	<u>(1,095,665.73)</u>
EXPENDITURES:				
Current:				
Payroll Costs	1,743,396.00	1,743,396.00	1,089,793.99	653,602.01
Contracted Services	81,538.00	81,538.00	43,292.41	38,245.59
Materials and Supplies	73,615.00	73,615.00	23,129.04	50,485.96
Other Operating Costs	126,590.00	126,590.00	53,572.73	73,017.27
Capital Outlay	0.00	0.00	0.00	0.00
Operating Transfers In	0.00	0.00	0.00	0.00
Total Expenditures	<u>2,025,139.00</u>	<u>2,025,139.00</u>	<u>1,209,788.17</u>	<u>815,350.83</u>
Excess (Deficiency) of Revenues Over (Under) Expenditures	<u>0.00</u>	<u>0.00</u>	<u>(280,314.90)</u>	<u>(280,314.90)</u>
OTHER FINANCING SOURCES (USES):				
Sale of Real and Personal Property	0.00	0.00	0.00	0.00
Capital Leases	0.00	0.00	0.00	0.00
Transfer In	0.00	0.00	0.00	0.00
Total Other Financing Sources (Uses)	<u>0.00</u>	<u>0.00</u>	<u>(280,314.90)</u>	<u>(280,314.90)</u>
Net Change in Fund Balances	0.00	0.00	(280,314.90)	(280,314.90)
Fund Balance - September 1 (Beginning)	<u>0.00</u>	<u>0.00</u>	<u>0.00</u>	<u>0.00</u>
Fund Balance	<u><u>0.00</u></u>	<u><u>0.00</u></u>	<u><u>(280,314.90)</u></u>	<u><u>(280,314.90)</u></u>

Headstart Expense Data - 2055

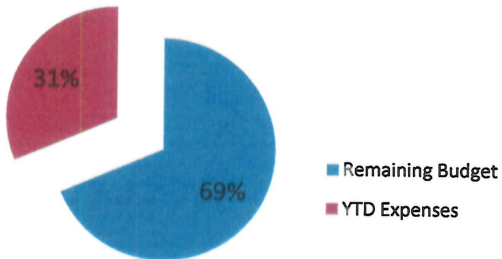
Payroll Costs



Contracted Services



Materials and Supplies



Other Operating Costs

