

COLLEGE STATION ISD
BALANCE SHEET
HEAD START FUNDS -2056
07/31/15

	Headstart Fund
<hr/>	
ASSETS	
Cash and Cash Equivalents	(27,097.02)
Property Taxes	
Allowance for Uncollectible Taxes (Credit)	
Due from Other Governments	
Due from Other Funds	
Other Receivables	32.20
Deferred Expenditures	
Inventories	
Total Assets	<u>(27,064.82)</u>
LIABILITIES AND FUND BALANCES	
Liabilities:	
Accounts Payable	0.00
Interest Payable-Current	
Payroll Deductions and Withholdings Payable	
Accrued Wages Payable	0.00
Due to Other Funds	28,454.27
Due to Other Governments	
Unearned Revenues	
Total Liabilities	<u>28,454.27</u>
DEFERRED INFLOWS OF RESOURCES	
Unavailable Revenue-Property taxes	0.00
Total Deferred Inflows of Resources	<u>0.00</u>
Fund Balances:	
Non-Spendable:	
Investments in Inventory	
Outstanding Encumbrances	
Restricted:	
Reported in the Head Start Fund	(55,519.09)
Committed:	
Construction	
Self Insurance	
Other Land	
Unreserved and Undesignated:	
Reported in the General Fund	
Total Fund Balances	<u>(55,519.09)</u>
Total Liabilities and Fund Balances	<u>(27,064.82)</u>

General Note:


Head start funds are not reimbursed until a filing is made with Health and Human Services.
There is a three day timing delay.

COLLEGE STATION INDEPENDENT SCHOOL DISTRICT
STATEMENT OF REVENUES, EXPENDITURES, AND CHANGES IN FUND BALANCE
BUDGET AND ACTUAL - HEADSTART FUND 2056
SEPTEMBER 1 - JULY 31, 2015


	Budgeted Amounts		Actual Amounts (GAAP Basis)	Variance With Final Budget Positive or (Negative)
	Original	Final		
REVENUES:				
Total Local and Intermediate Sources	0.00	0.00	0.00	0.00
State Program Revenues	0.00	0.00	0.00	0.00
Federal Program Revenues	0.00	0.00	27,097.02	27,097.02
Total Revenues	0.00	0.00	27,097.02	27,097.02
EXPENDITURES:				
Current:				
Payroll Costs	0.00	0.00	65,324.69	(65,324.69)
Contracted Services	0.00	0.00	11,583.27	(11,583.27)
Materials and Supplies	0.00	0.00	1,026.18	(1,026.18)
Other Operating Costs	0.00	0.00	4,681.97	(4,681.97)
Capital Outlay	0.00	0.00	0.00	0.00
Operating Transfers In	0.00	0.00	0.00	0.00
Total Expenditures	0.00	0.00	82,616.11	(82,616.11)
Excess (Deficiency) of Revenues Over (Under) Expenditures	0.00	0.00	(55,519.09)	(55,519.09)
OTHER FINANCING SOURCES (USES):				
Sale of Real and Personal Property	0.00	0.00	0.00	0.00
Capital Leases	0.00	0.00	0.00	0.00
Transfer In	0.00	0.00	0.00	0.00
Total Other Financing Sources (Uses)	0.00	0.00	(55,519.09)	(55,519.09)
Net Change in Fund Balances	0.00	0.00	(55,519.09)	(55,519.09)
Fund Balance - September 1 (Beginning)	0.00	0.00	0.00	0.00
Fund Balance	0.00	0.00	(55,519.09)	(55,519.09)

Headstart Expense Data - 2056


Payroll Costs




Contracted Services



Materials and Supplies



Other Operating Costs



COLLEGE STATION ISD
BALANCE SHEET
HEAD START FUNDS -2055
07/31/15

	Headstart Fund
<hr/>	
ASSETS	
Cash and Cash Equivalents	30,000.00
Property Taxes	
Allowance for Uncollectible Taxes (Credit)	
Due from Other Governments	
Due from Other Funds	51,263.15
Other Receivables	
Deferred Expenditures	
Inventories	
Total Assets	<u>81,263.15</u>
LIABILITIES AND FUND BALANCES	
Liabilities:	
Accounts Payable	
Interest Payable-Current	
Payroll Deductions and Withholdings Payable	
Accrued Wages Payable	120,695.72
Due to Other Funds	157,384.61
Due to Other Governments	
Unearned Revenues	
Total Liabilities	<u>278,080.33</u>
DEFERRED INFLOWS OF RESOURCES	
Unavailable Revenue-Property taxes	0.00
Total Deferred Inflows of Resources	<u>0.00</u>
Fund Balances:	
Non-Spendable:	
Investments in Inventory	
Outstanding Encumbrances	
Restricted:	
Reported in the Head Start Fund	(196,817.18)
Committed:	
Construction	
Self Insurance	
Other Land	
Unreserved and Undesignated:	
Reported in the General Fund	
Total Fund Balances	<u>(196,817.18)</u>
Total Liabilities and Fund Balances	<u>81,263.15</u>

General Note:

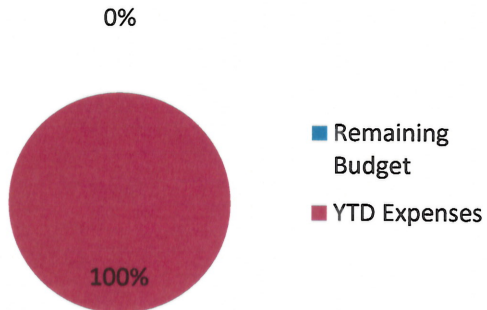
Head start funds are not reimbursed until a filing is made with Health and Human Services.
There is a three day timing delay.

COLLEGE STATION INDEPENDENT SCHOOL DISTRICT
STATEMENT OF REVENUES, EXPENDITURES, AND CHANGES IN FUND BALANCE
BUDGET AND ACTUAL - HEADSTART FUND 2055
SEPTEMBER 1 - JULY 31, 2015

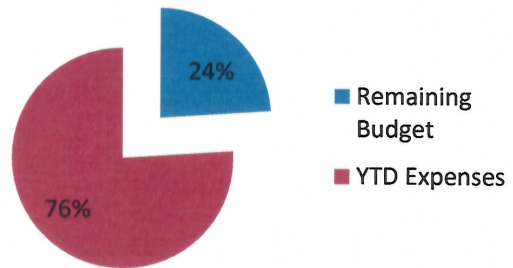
	Budgeted Amounts		Actual Amounts (GAAP Basis)	Variance With Final Budget Positive or (Negative)
	Original	Final		
REVENUES:				
Total Local and Intermediate Sources	0.00	0.00	33.25	33.25
State Program Revenues	0.00	0.00	0.00	0.00
Federal Program Revenues	2,025,139.00	2,025,139.00	1,875,814.11	(149,324.89)
Total Revenues	2,025,139.00	2,025,139.00	1,875,847.36	(149,291.64)
EXPENDITURES:				
Current:				
Payroll Costs	1,743,396.00	1,743,396.00	1,839,184.02	(95,788.02)
Contracted Services	81,538.00	81,538.00	62,067.57	19,470.43
Materials and Supplies	73,615.00	73,615.00	137,472.15	(63,857.15)
Other Operating Costs	126,590.00	126,590.00	85,203.95	41,386.05
Capital Outlay	0.00	0.00	0.00	0.00
Operating Transfers In	0.00	0.00	0.00	0.00
Total Expenditures	2,025,139.00	2,025,139.00	2,123,927.69	(98,788.69)
Excess (Deficiency) of Revenues Over (Under) Expenditures	0.00	0.00	(248,080.33)	(248,080.33)
OTHER FINANCING SOURCES (USES):				
Sale of Real and Personal Property	0.00	0.00	0.00	0.00
Capital Leases	0.00	0.00	0.00	0.00
Headstart Refund	0.00	0.00	51,263.15	51,263.15
Transfer In	0.00	0.00	0.00	0.00
Total Other Financing Sources (Uses)	0.00	0.00	(196,817.18)	(196,817.18)
Net Change in Fund Balances	0.00	0.00	(196,817.18)	(196,817.18)
Fund Balance - September 1 (Beginning)	0.00	0.00	0.00	0.00
Fund Balance	0.00	0.00	(196,817.18)	(196,817.18)

Headstart Expense Data - 2055

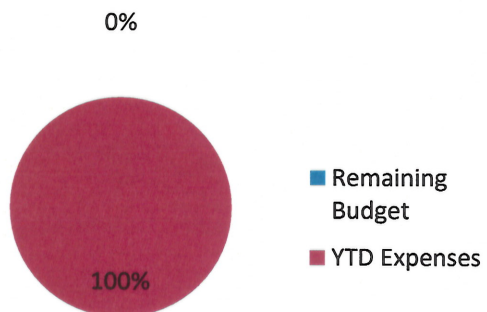
Payroll Costs



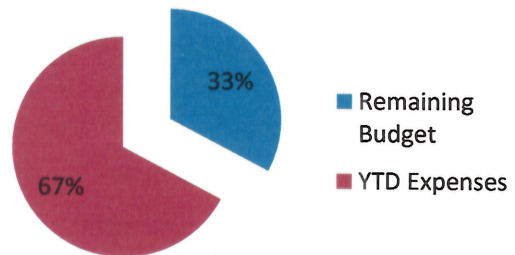
Contracted Services



Materials and Supplies



Other Operating Costs



Head Start Monthly Credit Card Transactions for Fund 2055 and Project EH

Head Start Monthly Credit Card Transactions for Fund 2056 and Project 00

COLLEGE STATION ISD
DATE: 08/05/2015
TIME: 10:11:42

COLLEGE STATION INDEPENDENT SCHOOL DIST
VENDOR PAYMENT HISTORY

PAGE NUMBER: 1
ACCTPA31

SELECTION CRITERIA: ((((transact.yr = "15"))) AND (((transact.period = "11"))) AND (((transact.key_orgn MATCHES "2056*"))) AND (((transa

-----VENDOR-----	INVOICE PO	1099 P/F	CHECK NO DATE	BUDGET CODE SUB PROJECT	-----DESCRIPTION----- CONTROL	SALES TAX	AMOUNT
13737 CITIBANK CORPORATE CAR	0722 #9140 2 N 313580 2056130F101240EH-6499	F	07/23/15		6/25/15 EHS STAFF SELF AP-CITI	0.00	194.75
13737 CITIBANK CORPORATE CAR	0722 #9181 5 N 313580 2056210F811240EH-6399	P	07/23/15		EAGLE AD FOR BILINGUAL AP-CITI	0.00	177.55
13737 CITIBANK CORPORATE CAR	0722 #9181 6 N 313580 2056210F811240EH-6399	F	07/23/15		EAGLE AD FOR BILINGUAL AP-CITI	0.00	18.80
TOTAL VENDOR						0.00	391.10
10976 HEB GROCERY COMPANY	#13 011771 15010897	M	313105 2056610F101240EH-6499		SNACKS EHS 5 YR CELE APBPS	0.00	4.84
10976 HEB GROCERY COMPANY	#13 090640 15010897	M	313105 2056610F101240EH-6499		SNACKS & CAKE EHS 5 Y APBPS	0.00	41.08
TOTAL VENDOR						0.00	45.92
TOTAL REPORT						0.00	437.02