

COLLEGE STATION ISD
BALANCE SHEET
HEAD START FUNDS -2056
05/31/16

	Headstart Fund
<hr/>	
ASSETS	
Cash and Cash Equivalents	0.00
Property Taxes	
Allowance for Uncollectible Taxes (Credit)	
Due from Other Governments	
Due from Other Funds	
Other Receivables	190,374.43
Deferred Expenditures	
Inventories	
Total Assets	<u><u>190,374.43</u></u>
LIABILITIES AND FUND BALANCES	
Liabilities:	
Accounts Payable	183.13
Interest Payable-Current	
Payroll Deductions and Withholdings Payable	
Accrued Wages Payable	211,764.19
Due to Other Funds	190,374.43
Due to Other Governments	
Unearned Revenues	
Total Liabilities	<u><u>402,321.75</u></u>
DEFERRED INFLOWS OF RESOURCES	
Unavailable Revenue-Property taxes	0.00
Total Deferred Inflows of Resources	<u><u>0.00</u></u>
Fund Balances:	
Non-Spendable:	
Investments in Inventory	
Outstanding Encumbrances	
Restricted:	
Reported in the Head Start Fund	(211,947.32)
Committed:	
Construction	
Self Insurance	
Other Land	
Unreserved and Undesignated:	
Reported in the General Fund	
Total Fund Balances	<u><u>(211,947.32)</u></u>
 Total Liabilities and Fund Balances	 <u><u>190,374.43</u></u>

0.00

General Note:

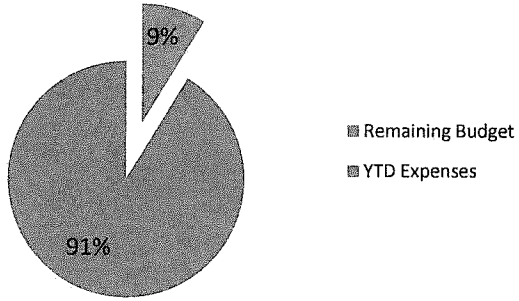
Head start funds are not reimbursed until a filing is made with Health and Human Services.
There is a three day timing delay.

COLLEGE STATION INDEPENDENT SCHOOL DISTRICT
STATEMENT OF REVENUES, EXPENDITURES, AND CHANGES IN FUND BALANCE
BUDGET AND ACTUAL - HEADSTART FUND 2056
SEPTEMBER 1 - MAY 31, 2016

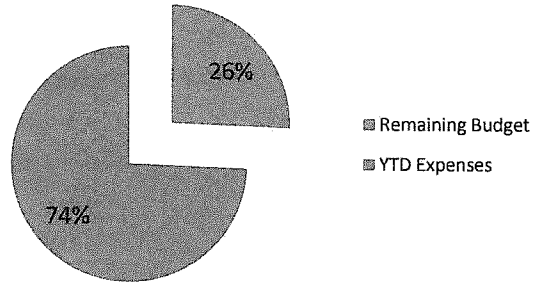
	Budgeted Amounts		Actual Amounts (GAAP Basis)	Variance With Final Budget Positive or (Negative)
	Original	Final		
REVENUES:				
Total Local and Intermediate Sources	0.00	0.00	0.00	0.00
State Program Revenues	0.00	0.00	0.00	0.00
Federal Program Revenues	0.00	2,025,139.00	1,641,614.17	(383,524.83)
Total Revenues	0.00	2,025,139.00	1,641,614.17	(383,524.83)
EXPENDITURES:				
Current:				
Payroll Costs	0.00	1,781,369.00	1,625,179.12	156,189.88
Contracted Services	0.00	73,796.00	54,915.62	18,880.38
Materials and Supplies	0.00	51,576.00	76,948.34	(25,372.34)
Other Operating Costs	0.00	118,398.00	96,518.41	21,879.59
Capital Outlay	0.00	0.00	0.00	0.00
Operating Transfers In	0.00	0.00	0.00	0.00
Total Expenditures	0.00	2,025,139.00	1,853,561.49	171,577.51
Excess (Deficiency) of Revenues Over (Under) Expenditures	0.00	0.00	(211,947.32)	(211,947.32)
OTHER FINANCING SOURCES (USES):				
Sale of Real and Personal Property	0.00	0.00	0.00	0.00
Capital Leases	0.00	0.00	0.00	0.00
Transfer In	0.00	0.00	0.00	0.00
Total Other Financing Sources (Uses)	0.00	0.00	(211,947.32)	(211,947.32)
Net Change in Fund Balances	0.00	0.00	(211,947.32)	(211,947.32)
Fund Balance - September 1 (Beginning)	0.00	0.00	0.00	0.00
Fund Balance	0.00	0.00	(211,947.32)	(211,947.32)

Headstart Expense Data - 2056

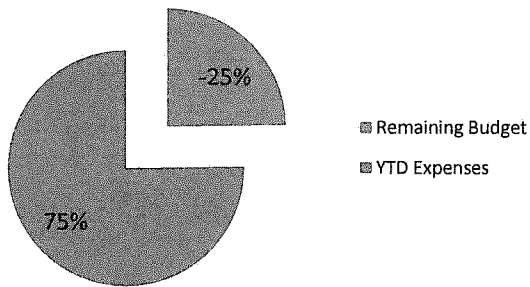
Payroll Costs



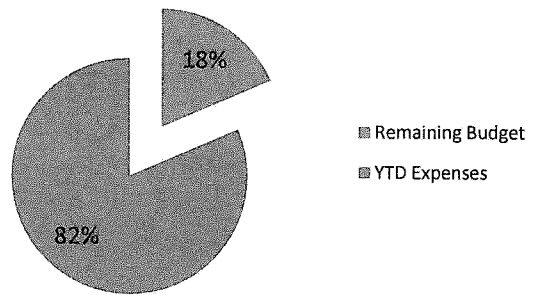
Contracted Services



Materials and Supplies



Other Operating Costs



Head Start Monthly Credit Card Transactions for Fund 2056 and Project 00

COLLEGE STATION ISD
 DATE: 06/10/2016
 TIME: 12:58:55

COLLEGE STATION INDEPENDENT SCHOOL DIST
 VENDOR PAYMENT HISTORY

PAGE NUMBER: 1
 ACCTPA31

SELECTION CRITERIA: (((transact.yr = "16")) AND ((transact.period = "9")) AND ((transact.key_orgn MATCHES "2056*")) AND ((transac

-----VENDOR-----	INVOICE PO	1099 P/F	CHECK NO DATE	BUDGET CODE PROJECT	-----DESCRIPTION----- CONTROL	SALES TAX	AMOUNT
13737 CITIBANK CORPORATE CAR 0	0518 9157 1	N	328338 05/19/16	2056210081124000-6411	DEPOSIT JACKS GAYLORD AP CITI	0.00	286.02
TOTAL VENDOR	0518 9165 1	N	328338 05/19/16	2056130081124000-6411	RICE SAVANAH AIRFARE AP CITI	0.00	608.20
10976 HEB GROCERY COMPANY	#26 039933	M	327610	2056117910724000-6499	#26 HSTPC FOOD MCGARR APBPS	0.00	894.22
TOTAL VENDOR	#28 073699	F	327610	205661PI81124000-6499	#28 HST FOOD DILLON APBPS	0.00	45.15
39722 HOBBY LOBBY STORES INC	#02 15574	N	327903	2056117610424000-6399	56528991 HSTSV BISHOP AP CSHL	0.00	128.57
TOTAL VENDOR	#03 56468416	F	327904	2056117910724000-6399	56468416 HSTPC MCGARR AP CSHL	0.00	125.32
39722 HOBBY LOBBY STORES INC	#05 56520389	N	327906	2056210081124000-6399	56520389 HST JACKSON AP CSHL	0.00	136.53
TOTAL VENDOR	#15 22836	N	327916	2056117910124000-6399	56244107 HSTSK JENKENS AP CSHL	0.00	23.03
9713 OFFICE MAX NORTH AMERI 0	#34 393387	N	327687	2056117910724000-6399	#34 HSTPC SUP MCGARR APBPS	0.00	114.17
TOTAL VENDOR	#64 705451	N	328783	2056327810124000-6399	#64 HSTCH SUP IBARRA APBPS	0.00	399.05
TOTAL REPORT						0.00	57.50
						0.00	35.98
						0.00	93.48
						0.00	1515.32

Head Start Monthly Credit Card Transactions for Fund 2056 and Project EH

COLLEGE STATION ISD
 DATE: 06/10/2016
 TIME: 12:59:12

COLLEGE STATION INDEPENDENT SCHOOL DIST
 VENDOR PAYMENT HISTORY

PAGE NUMBER: 1
 ACCTPA31

SELECTION CRITERIA: (((transact.yr = "16")) AND ((transact.period = "9")) AND ((transact.key_orgn MATCHES "2056*")) AND ((transac

-----VENDOR-----	INVOICE PO	1099 P/F	CHECK NO	BUDGET CODE	-----DESCRIPTION-----	SALES TAX	AMOUNT
			DATE	PROJECT	CONTROL		
13737	CITIBANK CORPORATE CAR 0	N	328338	20561300811240EH-6411	WEBINARS T/TAS BARRET	0.00	198.00
			05/19/16		AP CITI		
13737	CITIBANK CORPORATE CAR 16008751	N	328338	2056610F101240EH-6412	TIFFANY PARK RESERVATIO	0.00	72.00
		F	05/19/16		AP CITI		
TOTAL VENDOR						0.00	270.00
10976	HEB GROCERY COMPANY	M	327610	2056610F101240EH-6499	#22 EHS SNACK J.WEST	0.00	30.60
	HB046015	F	05/05/16		APBPS		
10976	HEB GROCERY COMPANY	M	327610	2056130F101240EH-6499	#24 EHS FOOD TUCKER	0.00	135.72
	HB046017	F	05/05/16		APBPS		
10976	HEB GROCERY COMPANY	M	327610	2056610F101240EH-6499	#25 EHS SUPP WEST	0.00	22.84
	HB046018	F	05/05/16		APBPS		
TOTAL VENDOR						0.00	189.16
39722	HOBBY LOBBY STORES INC	N	327917	2056130F101240EH-6399	56273113 EHS TUCKER	0.00	35.42
	HL046004	F	05/12/16		AP CSHL		
39722	HOBBY LOBBY STORES INC	N	327917	2056130F101240EH-6399	56254683 EHS TUCKER	0.00	137.94
	HL046005	F	05/12/16		AP CSHL		
39722	HOBBY LOBBY STORES INC	N	327924	2056610F101240EH-6399	56367834 EHS TUCKER	0.00	81.53
	HL046013	F	05/12/16		AP CSHL		
39722	HOBBY LOBBY STORES INC	N	327924	2056610F101240EH-6399	56372063 EHS TUCKER	0.00	93.00
	HL046014	F	05/12/16		AP CSHL		
TOTAL VENDOR						0.00	347.89
9713	OFFICE MAX NORTH AMERI 0	N	327686	2056130F101240EH-6399	#33 EHS SUP C.TUCKER	0.00	102.70
			05/05/16		APBPS		
68800	SEARS COMMERCIAL ONE	N	329077	2056130F101240EH-6399	#0394 EHS SUPP TUCKER	0.00	126.89
	SE056001	F	06/02/16		AP BPS		
68800	SEARS COMMERCIAL ONE	N	329077	205633HE811240EH-6399	#0394CHILDNUTRITION5/4/	0.00	56.24
	SE056002	F	06/02/16		AP BPS		
TOTAL VENDOR						0.00	183.13
TOTAL REPORT						0.00	1092.88