

Head Start Monthly Credit Card Transactions for Fund 2058 and Project 00

COLLEGE STATION ISD  
 DATE: 08/04/2017  
 TIME: 18:16:36

COLLEGE STATION INDEPENDENT SCHOOL DIST  
 VENDOR PAYMENT HISTORY

PAGE NUMBER: 1  
 ACCTPA31

SELECTION CRITERIA: ( ((transact.yr = "17")) AND ((transact.period = "11")) AND ((transact.key\_orgn MATCHES "2058\*")) AND ((transa

-----VENDOR-----	INVOICE PO	1099 P/F	CHECK DATE	NO	BUDGET PROJECT	-----DESCRIPTION-----	SALES TAX	AMOUNT
13737 CITIBANK CORPORATE CAR	0719 9108 1	N	349575	07/20/17	2058210081124000-6411	WEISS BAG FEE 6/25	0.00	25.00
13737 CITIBANK CORPORATE CAR	0719 9108 2	N	349575	07/20/17	2058210081124000-6411	WEISS NAG FEE 6/29	0.00	25.00
13737 CITIBANK CORPORATE CAR	0719 9108 3	N	349575	07/20/17	2058210081124000-6411	WEISS MARRIOTT 6/30	0.00	517.96
13737 CITIBANK CORPORATE CAR	0719 9116 1	N	349575	07/20/17	2058210081124000-6411	JACKSON SHUTTLE 6/10	0.00	40.12
13737 CITIBANK CORPORATE CAR	0719 9116 2	N	349575	07/20/17	2058210081124000-6411	JACKSON MARRIOTT 6/15	0.00	2171.42
13737 CITIBANK CORPORATE CAR	0719 9116 3	N	349575	07/20/17	2058210081124000-6411	JACKSON EXECUCAR 6/25	0.00	23.36
13737 CITIBANK CORPORATE CAR	0719 9116 4	N	349575	07/20/17	2058210081124000-6411	JACKSON LAMERICA 6/30	0.00	1120.35
13737 CITIBANK CORPORATE CAR	0719 9132 1	N	349575	07/20/17	205813PD81124000-6411	SMITH UTHEALTH 6/5	0.00	60.00
13737 CITIBANK CORPORATE CAR	0719 9132 2	N	349575	07/20/17	205813PD81124000-6411	SMITH MARRIOTT 6/30	0.00	517.96
13737 CITIBANK CORPORATE CAR	0719 9140 1	N	349575	07/20/17	205813PD81124000-6411	MASON OMNI 6/29	0.00	127.53
13737 CITIBANK CORPORATE CAR	0719 9165 1	N	349575	07/20/17	205813PD81124000-6411	RICE TEACHSTONE 6/13	0.00	100.00
13737 CITIBANK CORPORATE CAR	0719 9165 2	N	349575	07/20/17	205813PD81124000-6411	RICE IAH PARK 6/30	0.00	36.00
13737 CITIBANK CORPORATE CAR	0719 9165 3	N	349575	07/20/17	205813PD81124000-6411	RICE DOUBLETREE 7/1	0.00	647.45
13737 CITIBANK CORPORATE CAR	0719 9173 1	N	349575	07/20/17	205813PD81124000-6411	PACE SHERATON 6/30	0.00	442.02
TOTAL VENDOR							0.00	5854.17
TOTAL REPORT							0.00	5854.17

Head Start Monthly Credit Card Transactions for Fund 2058 and Project EH

COLLEGE STATION ISD  
 DATE: 08/04/2017  
 TIME: 18:16:52

COLLEGE STATION INDEPENDENT SCHOOL DIST  
 VENDOR PAYMENT HISTORY

PAGE NUMBER: 1  
 ACCTPA31

SELECTION CRITERIA: ( (((transact.yr = "17"))) AND ((transact.period = "11"))) AND ((transact.key\_orgn MATCHES "2058\*")) AND ((transa

-----VENDOR-----	INVOICE	1099	CHECK	NO	BUDGET	-----DESCRIPTION-----	SALES	TAX	AMOUNT
	PO	P/F	DATE		PROJECT	CONTROL			
13737 CITIBANK CORPORATE CAR	0719 9181 1	N	349575	07/20/17	2058610F1811240EH-6399	HODGE COB EOY EHS 6/5 AP CITI	0.00	0.00	72.00
13737 CITIBANK CORPORATE CAR	0719 9181 2	N	349575	07/20/17	20581300811240EH-6411	HODGE LITTLE AM 6/30 AP CITI	0.00	0.00	647.45
13737 CITIBANK CORPORATE CAR	0719 9199 1	N	349575	07/20/17	20581300811240EH-6411	WEST UTHEALTH 6/5 AP CITI	0.00	0.00	60.00
TOTAL VENDOR							0.00	0.00	779.45
10976 HEB GROCERY COMPANY	#05_088933	M	349114	07/06/17	2058610F101240EH-6499	#05 EHS SNACKS WEST APBPS	0.00	0.00	27.67
10976 HEB GROCERY COMPANY	#05_089088	M	349114	07/06/17	2058610F101240EH-6499	#05 EHS SNACKS WEST APBPS	0.00	0.00	123.96
TOTAL VENDOR							0.00	0.00	151.63
TOTAL REPORT							0.00	0.00	931.08

COLLEGE STATION ISD  
BALANCE SHEET  
HEAD START FUNDS -2057  
07/31/17

	Headstart Fund
<hr/>	
ASSETS	
Cash and Cash Equivalents	0.00
Property Taxes	
Allowance for Uncollectible Taxes (Credit)	
Due from Other Governments	132,149.96
Due from Other Funds	
Other Receivables	
Deferred Expenditures	
Inventories	
Total Assets	<u>132,149.96</u>
LIABILITIES AND FUND BALANCES	
Liabilities:	
Accounts Payable	
Interest Payable-Current	
Payroll Deductions and Withholdings Payable	
Accrued Wages Payable	79,932.27
Due to Other Funds	132,149.96
Due to Other Governments	
Unearned Revenues	
Total Liabilities	<u>212,082.23</u>
DEFERRED INFLOWS OF RESOURCES	
Unavailable Revenue-Property taxes	0.00
Total Deferred Inflows of Resources	<u>0.00</u>
Fund Balances:	
Non-Spendable:	
Investments in Inventory	
Outstanding Encumbrances	
Restricted:	
Reported in the Head Start Fund	(79,932.27)
Committed:	
Construction	
Self Insurance	
Other Land	
Unreserved and Undesignated:	
Reported in the General Fund	
Total Fund Balances	<u>(79,932.27)</u>
Total Liabilities and Fund Balances	<u>132,149.96</u>
	0.00

General Note:

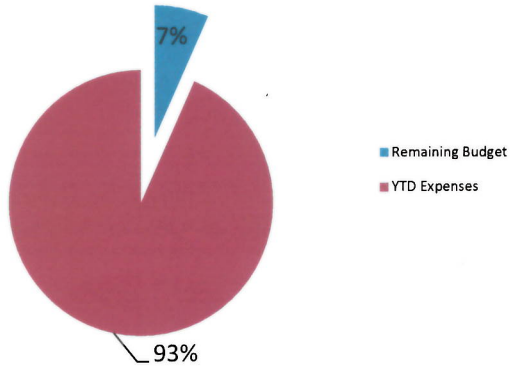
Head start funds are not reimbursed until a filing is made with Health and Human Services.  
There is a three day timing delay.

COLLEGE STATION INDEPENDENT SCHOOL DISTRICT  
STATEMENT OF REVENUES, EXPENDITURES, AND CHANGES IN FUND BALANCE  
BUDGET AND ACTUAL - HEADSTART FUND 2057  
SEPTEMBER 1 - JULY 31, 2017

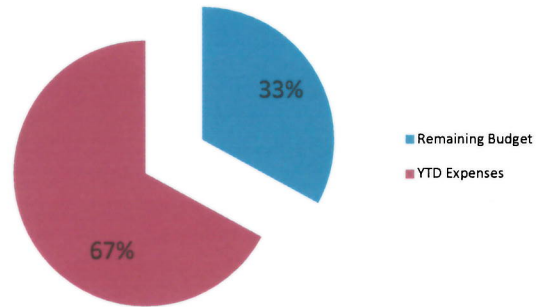
	Budgeted Amounts		Actual Amounts (GAAP Basis)	Variance With Final Budget Positive or (Negative)
	Original	Final		
<b>REVENUES:</b>				
Total Local and Intermediate Sources	0.00	0.00	1,073.36	1,073.36
State Program Revenues	0.00	0.00	0.00	0.00
Federal Program Revenues	2,060,949.00	2,060,949.00	1,921,531.41	(139,417.59)
Total Revenues	<u>2,060,949.00</u>	<u>2,060,949.00</u>	<u>1,922,604.77</u>	<u>(138,344.23)</u>
<b>EXPENDITURES:</b>				
<b>Current:</b>				
Payroll Costs	1,809,072.00	1,809,072.00	1,688,937.68	120,134.32
Contracted Services	66,802.00	66,802.00	44,803.33	21,998.67
Materials and Supplies	72,407.00	72,407.00	162,696.12	(90,289.12)
Other Operating Costs	112,668.00	112,668.00	106,099.91	6,568.09
Capital Outlay	0.00	0.00	0.00	0.00
Operating Transfers In	0.00	0.00	0.00	0.00
Total Expenditures	<u>2,060,949.00</u>	<u>2,060,949.00</u>	<u>2,002,537.04</u>	<u>58,411.96</u>
Excess (Deficiency) of Revenues Over (Under) Expenditures	<u>0.00</u>	<u>0.00</u>	<u>(79,932.27)</u>	<u>(79,932.27)</u>
<b>OTHER FINANCING SOURCES (USES):</b>				
Sale of Real and Personal Property	0.00	0.00	0.00	0.00
Capital Leases	0.00	0.00	0.00	0.00
Transfer In	0.00	0.00	0.00	0.00
Total Other Financing Sources (Uses)	<u>0.00</u>	<u>0.00</u>	<u>(79,932.27)</u>	<u>(79,932.27)</u>
Net Change in Fund Balances	0.00	0.00	(79,932.27)	(79,932.27)
Fund Balance - September 1 (Beginning)	<u>0.00</u>	<u>0.00</u>	<u>0.00</u>	<u>0.00</u>
Fund Balance	<u><u>0.00</u></u>	<u><u>0.00</u></u>	<u><u>(79,932.27)</u></u>	<u><u>(79,932.27)</u></u>

# Headstart Expense Data - 2057

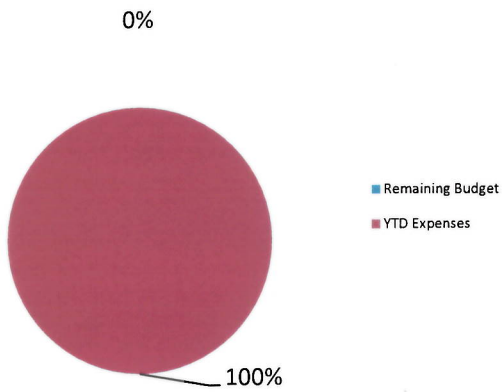
## Payroll Costs



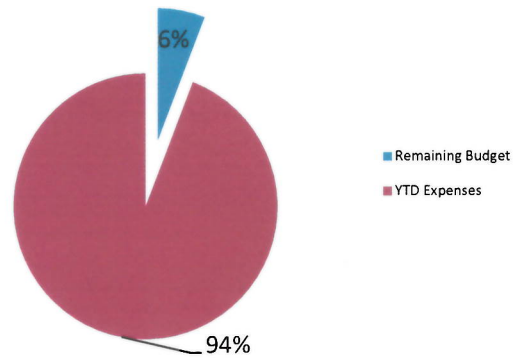
## Contracted Services



## Materials and Supplies



## Other Operating Costs



COLLEGE STATION ISD  
BALANCE SHEET  
HEAD START FUNDS -2058  
07/31/17

	Headstart Fund
<hr/>	
ASSETS	
Cash and Cash Equivalents	0.00
Property Taxes	
Allowance for Uncollectible Taxes (Credit)	
Due from Other Governments	72,454.63
Due from Other Funds	
Other Receivables	
Deferred Expenditures	
Inventories	
Total Assets	<u>72,454.63</u>
LIABILITIES AND FUND BALANCES	
Liabilities:	
Accounts Payable	0.00
Interest Payable-Current	
Payroll Deductions and Withholdings Payable	
Accrued Wages Payable	
Due to Other Funds	72,454.63
Due to Other Governments	
Unearned Revenues	
Total Liabilities	<u>72,454.63</u>
DEFERRED INFLOWS OF RESOURCES	
Unavailable Revenue-Property taxes	0.00
Total Deferred Inflows of Resources	<u>0.00</u>
Fund Balances:	
Non-Spendable:	
Investments in Inventory	
Outstanding Encumbrances	
Restricted:	
Reported in the Head Start Fund	0.00
Committed:	
Construction	
Self Insurance	
Other Land	
Unreserved and Undesignated:	
Reported in the General Fund	
Total Fund Balances	<u>0.00</u>
Total Liabilities and Fund Balances	<u>72,454.63</u>

General Note:

Head start funds are not reimbursed until a filing is made with Health and Human Services.  
There is a three day timing delay.



COLLEGE STATION INDEPENDENT SCHOOL DISTRICT  
STATEMENT OF REVENUES, EXPENDITURES, AND CHANGES IN FUND BALANCE  
BUDGET AND ACTUAL - HEADSTART FUND 2058  
SEPTEMBER 1 - JULY 31, 2017

	Budgeted Amounts		Actual Amounts (GAAP Basis)	Variance With Final Budget Positive or (Negative)
	Original	Final		
<b>REVENUES:</b>				
Total Local and Intermediate Sources	0.00	0.00	0.00	0.00
State Program Revenues	0.00	0.00	0.00	0.00
Federal Program Revenues	0.00	0.00	92,126.58	92,126.58
Total Revenues	<u>0.00</u>	<u>0.00</u>	<u>92,126.58</u>	<u>92,126.58</u>
<b>EXPENDITURES:</b>				
<b>Current:</b>				
Payroll Costs	0.00	0.00	76,134.24	(76,134.24)
Contracted Services	0.00	0.00	5,397.85	(5,397.85)
Materials and Supplies	0.00	0.00	1,129.51	(1,129.51)
Other Operating Costs	0.00	0.00	9,464.98	(9,464.98)
Capital Outlay	0.00	0.00	0.00	0.00
Operating Transfers In	0.00	0.00	0.00	0.00
Total Expenditures	<u>0.00</u>	<u>0.00</u>	<u>92,126.58</u>	<u>(92,126.58)</u>
Excess (Deficiency) of Revenues Over (Under) Expenditures	<u>0.00</u>	<u>0.00</u>	<u>0.00</u>	<u>0.00</u>
<b>OTHER FINANCING SOURCES (USES):</b>				
Sale of Real and Personal Property	0.00	0.00	0.00	0.00
Capital Leases	0.00	0.00	0.00	0.00
Transfer In	0.00	0.00	0.00	0.00
Total Other Financing Sources (Uses)	<u>0.00</u>	<u>0.00</u>	<u>0.00</u>	<u>0.00</u>
Net Change in Fund Balances	0.00	0.00	0.00	0.00
Fund Balance - September 1 (Beginning)	<u>0.00</u>	<u>0.00</u>	<u>0.00</u>	<u>0.00</u>
Fund Balance	<u><u>0.00</u></u>	<u><u>0.00</u></u>	<u><u>0.00</u></u>	<u><u>0.00</u></u>

# Headstart Expense Data - 2058

