

Head Start Monthly Credit Card Transactions for Fund 2058 and Project 00

COLLEGE STATION ISD
 DATE: 07/10/2018
 TIME: 11:38:14

COLLEGE STATION INDEPENDENT SCHOOL DIST
 VENDOR PAYMENT HISTORY

PAGE NUMBER: 1
 ACCTPA31

SELECTION CRITERIA: ((transact.yr = "18")) AND ((transact.perfct = "10")) AND ((transact.key_orgn_MATCHES "2018*")) AND ((transa

INVOICE PO	1099 P/F DATE	CHECK NO PROJECT	BUDGET CODE	DESCRIPTION	CONTROL	SALES TAX	AMOUNT
13737	0620 9108 1 N V940	06/20/18	2058130081124000-6411	CITIBANK CORPORATE CAR	TTAS REGNOLASMITH5/18 AP CTTI	0.00	480.00
13737	0620 9140 1 N V940	06/20/18	2058117610424000-6399	CITIBANK CORPORATE CAR	WALGREENEYPHOTOSMASON5/ AP CTTI	0.00	20.94
13737	0620 9140 2 N V940	06/20/18	2058117610424000-6399	CITIBANK CORPORATE CAR	WALGREENEYPHOTOSMASON5 AP CTTI	0.00	68.68
13737	0620 9140 3 N V940	06/20/18	2058117610424000-6399	CITIBANK CORPORATE CAR	WALGREENEYPHOTOSMASON5 AP CTTI	0.00	10.47
13737	0620 9140 4 N V940	06/20/18	2058137081124000-6229	CITIBANK CORPORATE CAR	CDA COUNCIL MWARABU 5/1 AP CTTI	0.00	150.00
13737	0620 9140 5 N V940	06/20/18	2058130081124000-6411	CITIBANK CORPORATE CAR	PESI K COUCH 5/18 AP CTTI	0.00	124.99
13737	0620 9140 6 N V940	06/20/18	2058130081124000-6411	CITIBANK CORPORATE CAR	PESI K COUCH 5/18 AP CTTI	0.00	199.99
13737	0620 9140 6 N V940	06/20/18	2058130081124000-6411	CITIBANK CORPORATE CAR	PESI K COUCH 5/18 AP CTTI	0.00	199.99
13737	0620 9140 6 N V940	06/20/18	2058130081124000-6411	CITIBANK CORPORATE CAR	PESI K COUCH 5/18 AP CTTI	0.00	40.00
13737	0620 9157 1 N V940	06/20/18	2058117910724000-6412	CITIBANK CORPORATE CAR	RB CMBV TICKET MCGARR5/ AP CTTI	0.00	341.78
13737	0620 9165 1 N V940	06/20/18	2058130081124000-6411	CITIBANK CORPORATE CAR	HILTON ARLINGTON RICE 5 AP CTTI	0.00	410.40
13737	0620 9165 2 N V940	06/20/18	2058130081124000-6411	CITIBANK CORPORATE CAR	UNITEDNASHVILLETRICES/ AP CTTI	0.00	410.00
13737	0620 9165 3 N V940	06/20/18	2058130081124000-6411	CITIBANK CORPORATE CAR	TTASREG NASHVILLERICES/ AP CTTI	0.00	410.00
13737	0620 9165 4 N V940	06/20/18	2058130081124000-6411	CITIBANK CORPORATE CAR	CR RICE RITZNOLA5/22 AP CTTI	0.00	-42.21
TOTAL						0.00	2415.03
10976	#10 095755 M		2058110F10124000-6499	HEB GROCERY COMPANY	#10 HSTPK FOOD SMITH APBPS	0.00	0.00
10976	#34 010007 M		2058117910824000-6499	HEB GROCERY COMPANY	#34 HSTFR FOOD&SUP POLK APBPS	0.00	0.00
10976	#34 037038 M		2058117910124000-6499	HEB GROCERY COMPANY	#34HSTSK FOOD&SUP SHILL APBPS	0.00	0.00
10976	#34 095431 M		2058117910824000-6399	HEB GROCERY COMPANY	#34 HSTFR FOOD&SUP POLK APBPS	0.00	0.00
10976	#37 072683 M		2058117910124000-6499	HEB GROCERY COMPANY	#37HSTSK FOOD&SUP SHILL APBPS	0.00	0.00
10976	#47 040791 M		2058327710435000-6399	HEB GROCERY COMPANY	#47 HSTSV FOOD&SUP MOSQ APBPS	0.00	0.00
10976	50 005430 M		2058117910824000-6499	HEB GROCERY COMPANY	#50 HSTFR FOOD POLK APBPS	0.00	0.00
10976	#10 018941 M	364265	2058110F10124000-6499	HEB GROCERY COMPANY	#10 HSTPK FOOD SMITH APBPS	0.00	16.02
10976	#34 010007 M	364265	2058117910824000-6399	HEB GROCERY COMPANY	#34 HSTFR FOOD&SUP POLK APBPS	0.00	8.04
10976	#34 037023 M	364265	2058117910824000-6499	HEB GROCERY COMPANY	#34 HSTFR FOOD&SUP POLK APBPS	0.00	17.28
10976	#34 010024 M	364265	2058117910824000-6499	HEB GROCERY COMPANY	#34 HSTFR FOOD&SUP POLK APBPS	0.00	104.66
10976	#34 037023 M	364265	2058117910824000-6499	HEB GROCERY COMPANY	#34HSTSK FOOD&SUP SHILL APBPS	0.00	46.45
10976	#34 037038 M	364265	2058117910124000-6399	HEB GROCERY COMPANY	#34HSTSK FOOD&SUP SHILL APBPS	0.00	7.30
10976	#34 095415 M	364265	2058117910824000-6399	HEB GROCERY COMPANY	#34 HSTFR FOOD&SUP POLK APBPS	0.00	

COLLEGE STATION ISD
 DATE: 07/10/2018
 TIME: 11:38:14

COLLEGE STATION INDEPENDENT SCHOOL DIST
 VENDOR PAYMENT HISTORY

PAGE NUMBER: 2
 ACCTPA31

SELECTION CRITERIA: (((transact.yr = "18")) AND ((transact.period = "10")) AND ((transact.key_orgn MATCHES "2058*")) AND ((transa

-----VENDOR-----	INVOICE PO	1099 P/F	CHECK NO DATE	BUDGET CODE PROJECT	-----DESCRIPTION----- CONTROL	SALES TAX	AMOUNT
10976 HEB GROCERY COMPANY	#34 095431 HR058085	M	364265 06/06/18	2058117910824000-6499	#34 HSTFR FOOD&SUP POLK APBPS	0.00	23.69
10976 HEB GROCERY COMPANY	#35 058998 HB058016	F	364265 06/06/18	2058117910824000-6399	#35 HSTSK DIAPERS SHILLI APBPS	0.00	17.94
10976 HEB GROCERY COMPANY	#37 036396 HR058089	F	364265 06/06/18	2058117810235000-6399	#37 HSTCH FOOD&SUPSANCH APBPS	0.00	35.77
10976 HEB GROCERY COMPANY	#37 036396 HR058089	M	364265 06/06/18	2058117810235000-6499	#37 HSTCH FOOD&SUPSANCH APBPS	0.00	37.78
10976 HEB GROCERY COMPANY	#37 072683 HR058018	F	364265 06/06/18	2058117910124000-6399	#37 HSTSK FOOD&SUP SHILL APBPS	0.00	48.50
10976 HEB GROCERY COMPANY	#37 072720 HR058018	M	364265 06/06/18	2058117910124000-6499	#37 HSTSK FOOD&SUP SHILL APBPS	0.00	73.84
10976 HEB GROCERY COMPANY	#38 072789 HR058019	P	364265 06/06/18	2058327810135000-6499	#38 HSTSK GUILLEN-CASTI APBPS	0.00	154.72
10976 HEB GROCERY COMPANY	#43 072944 HR058024	F	364265 06/06/18	2058117810135000-6499	#43 HSTCO FOOD CARRILLO APBPS	0.00	59.00
10976 HEB GROCERY COMPANY	#43 099447 HB058023	F	364265 06/06/18	2058117810135000-6499	#43 HSTCO FOOD CARRILLO APBPS	0.00	40.23
10976 HEB GROCERY COMPANY	#47 040791 HR058098	M	364265 06/06/18	2058327710435000-6499	#47 HSTSV FOOD&SUP MOSQ APBPS	0.00	49.43
10976 HEB GROCERY COMPANY	#47 040809 HR058098	M	364265 06/06/18	2058327710435000-6399	#47 HSTSV FOOD&SUP MOSQ APBPS	0.00	4.40
10976 HEB GROCERY COMPANY	#48 081637 HR058029	P	364265 06/06/18	205861P181124000-6399	#48 HSTCO SUP DILLON APBPS	0.00	98.94
10976 HEB GROCERY COMPANY	#50 005414 HR058034	F	364265 06/06/18	2058117910824000-6499	#50 HSTFR FOOD POLK APBPS	0.00	46.07
10976 HEB GROCERY COMPANY	50 005430 HR058034	M	364265 06/06/18	2058117910824000-6399	#50 HSTFR SUP POLK APBPS	0.00	9.89
TOTAL VENDOR						0.00	899.95
39722 HOBBY LOBBY STORES INC	#20 73596817 HL058003	N	364472 06/13/18	2058327810124000-6399	73596817 HSTSK GUILLEN- APBPS	0.00	213.37
39722 HOBBY LOBBY STORES INC	#30 73670021 HL058008	N	364482 06/13/18	2058117910724000-6399	73670021 HSTPC MCGARR APBPS	0.00	305.02
TOTAL VENDOR						0.00	518.39
TOTAL REPORT						0.00	3833.37

Head Start Monthly Credit Card Transactions for Fund 2058 and Project EH

COLLEGE STATION ISD
 DATE: 07/10/2018
 TIME: 11:38:44

COLLEGE STATION INDEPENDENT SCHOOL DIST
 VENDOR PAYMENT HISTORY

SELECTION CRITERIA: ((transact.yr = '18')) AND ((transact.period = '10')) AND ((transact.key_orgn MATCHES '2058*')) AND ((transa

INVOICE PO	1099 P/F DATE	CHECK NO	BUDGET CODE PROJECT	DESCRIPTION	SALES TAX	AMOUNT
13737	0620 9108 1 N V940	06/20/18	20581300811240EH-6411	TTAS REG NOLA WEISS 5/1	0.00	480.00
	TV058002	F		AP CITI		
13737	0620 91405.1 N V940	06/20/18	20581300811240EH-6411	PESI K COUCH 5/18	0.00	125.00
	TV058013	F		AP CITI		
13737	0620 9173 1 N V940	06/20/18	20581300811240EH-6229	CDA COUNCIL VALDEZ 5/18	0.00	425.00
	TV058022	F		AP CITI		
13737	0620 9173 2 N V940	06/20/18	20581300811240EH-6229	CDA COUNCIL LEDZMA 5/18	0.00	425.00
	TV058023	F		AP CITI		
13737	0620 9173 3 N V940	06/20/18	20581300811240EH-6229	CDA COUNCIL ORZCO 5/18	0.00	425.00
	TV058024	F		AP CITI		
13737	0620 9173 4 N V940	06/20/18	20581300811240EH-6229	CDA COUNCIL SHRIVER 5/1	0.00	425.00
	TV058025	F		AP CITI		
13737	0620 9173 5 N V940	06/20/18	20581300811240EH-6229	CDA COUNCIL MERRITT 5/1	0.00	425.00
	TV058026	F		AP CITI		
13737	0620 9173 6 N V940	06/20/18	20581300811240EH-6229	CDA COUNCIL PENNA 5/18	0.00	425.00
	TV058027	F		AP CITI		
13737	0620 9173 7 N V940	06/20/18	20581300811240EH-6229	CDA COUNCIL VARGAS 5/18	0.00	425.00
	TV058028	F		AP CITI		
13737	0620 9181 1 N V940	06/20/18	20581300811240EH-6411	STANTHONY SAT HODGE 5/1	0.00	549.10
	TV058029	F		AP CITI		
13737	0620 9181 2 N V940	06/20/18	20581300811240EH-6411	STANTHONY SAT VALDEZ 5/	0.00	464.66
	TV058030	F		AP CITI		
13737	0620 9181 3 N V940	06/20/18	20581300811240EH-6411	HODGE STANTHON 5/12	0.00	-22.88
	TV058031	F		AP CITI		
13737	0620 9181 4 N V940	06/20/18	20581300811240EH-6411	CR HODGESTANTH5/12	0.00	-22.88
	TV058032	F		AP CITI		
13737	0620 9181 5 N V940	06/20/18	20581300811240EH-6411	CRHODGE STANTHY 5/22	0.00	-1.00
	TV058033	F		AP CITI		
13737	0620 9181 6 N V940	06/20/18	20581300811240EH-6411	CRHODGE STANTH 5/22	0.00	-1.00
	TV058034	F		AP CITI		
TOTAL VENDOR					0.00	4546.00
10976	#03 036833	M	2058610F101240EH-6499	#03 EHS SNACKS TUCKER	0.00	58.02
	HEB GROCERY COMPANY			APBPS		
10976	#03 038245	M	2058610F101240EH-6499	#03 EHS SNACKS TUCKER	0.00	19.15
	HEB GROCERY COMPANY			APBPS		
10976	#32 095422	M	2058610F101240EH-6499	#32 EHS SNACKS WEST	0.00	3.48
	HEB GROCERY COMPANY			APBPS		
10976	#35 001662	M	2058610F101240EH-6499	#35 EHS SNACKS TUCKER	0.00	15.88
	HEB GROCERY COMPANY			APBPS		
10976	#35 019804	M	2058610F101240EH-6499	#35 EHS SNACKS TUCKER	0.00	70.79
	HEB GROCERY COMPANY			APBPS		
10976	#39 062974	M	2058610F101240EH-6499	#39 EHS SNACKS WEST	0.00	26.54
	HEB GROCERY COMPANY			APBPS		
10976	#40 064616	M	2058610F101240EH-6499	#40 BBPC TUCKER	0.00	115.72
	HEB GROCERY COMPANY			APBPS		
TOTAL VENDOR					0.00	309.58
39722	#22 73616487	N	2058610F101240EH-6399	73616487 BBPC TUCKER	0.00	61.00
	HOBBY LOBBY STORES INC			APBPS		
39722	#36 74113463	N	2058610F101240EH-6399	74113463 EHS TUCKER	0.00	132.76
	HOBBY LOBBY STORES INC			APBPS		
TOTAL VENDOR					0.00	193.76

COLLEGE STATION ISD
 DATE: 07/10/2018
 TIME: 11:38:44

COLLEGE STATION INDEPENDENT SCHOOL DIST
 VENDOR PAYMENT HISTORY

PAGE NUMBER: 2
 ACCTPA31

SELECTION CRITERIA: (((transact.yr = "18")) AND ((transact.period = "10")) AND ((transact.key_orgn MATCHES "2058*")) AND ((transa

-----VENDOR-----	INVOICE PO	1099 P/F	CHECK NO	BUDGET CODE PROJECT	-----DESCRIPTION----- CONTROL	SALES TAX	AMOUNT
46199 KROGER SOUTHWEST KMA C	#516 215350 KR058004	N	364284 06/06/18	2058610F101240EH-6399	#516 BBPC SUP TUCKER APBPS	0.00	56.95
46199 KROGER SOUTHWEST KMA C	#607 176107 KR058025	N	364284 06/06/18	2058610F101240EH-6499	#607 EHS DIAPERS TUCKER APBPS	0.00	124.86
TOTAL VENDOR						0.00	181.81
68800 SEARS COMMERCIAL ONE	T0900009 SE058001	N	364320 06/06/18	2058610F101240EH-6499	#394 EHS SUPP TUCKER APBPS	0.00	104.94
68800 SEARS COMMERCIAL ONE	T488025 SE048001	N	364320 06/06/18	2058610F101240EH-6399	#394 EHS BLANKETS TUCKE APBPS	0.00	109.90
TOTAL VENDOR						0.00	214.84
TOTAL REPORT						0.00	5445.99

COLLEGE STATION ISD
BALANCE SHEET
HEAD START FUNDS -2058
06/30/18

	Headstart Fund
ASSETS	
Cash and Cash Equivalents	
Property Taxes	
Allowance for Uncollectible Taxes (Credit)	
Due from Other Governments	161,612.95
Due from Other Funds	
Other Receivables	
Deferred Expenditures	
Inventories	
Total Assets	161,612.95
LIABILITIES AND FUND BALANCES	
Liabilities:	
Accounts Payable	0.00
Interest Payable-Current	
Payroll Deductions and Withholdings Payable	
Accrued Wages Payable	133,303.44
Due to Other Funds	161,612.95
Due to Other Governments	
Unearned Revenues	
Total Liabilities	294,916.39
DEFERRED INFLOWS OF RESOURCES	
Unavailable Revenue-Property taxes	0.00
Total Deferred Inflows of Resources	0.00
Fund Balances:	
Non-Spendable:	
Investments in Inventory	
Outstanding Encumbrances	
Restricted:	
Reported in the Head Start Fund	(133,303.44)
Committed:	
Construction	
Self Insurance	
Other Land	
Unreserved and Undesignated:	
Reported in the General Fund	
Total Fund Balances	(133,303.44)
Total Liabilities and Fund Balances	161,612.95

General Note:

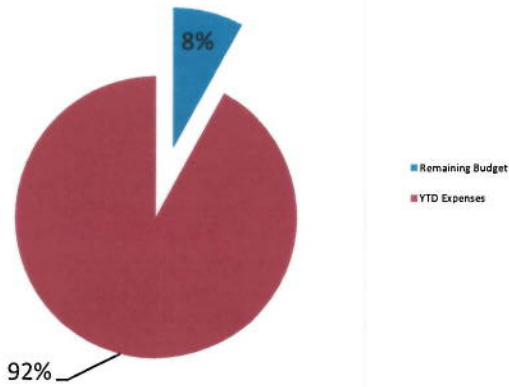
Head start funds are not reimbursed until a filing is made with Health and Human Services.
There is a three day timing delay.

COLLEGE STATION INDEPENDENT SCHOOL DISTRICT
STATEMENT OF REVENUES, EXPENDITURES, AND CHANGES IN FUND BALANCE
BUDGET AND ACTUAL - HEADSTART FUND 2058
SEPTEMBER 1, 2017 - JUNE 30, 2018

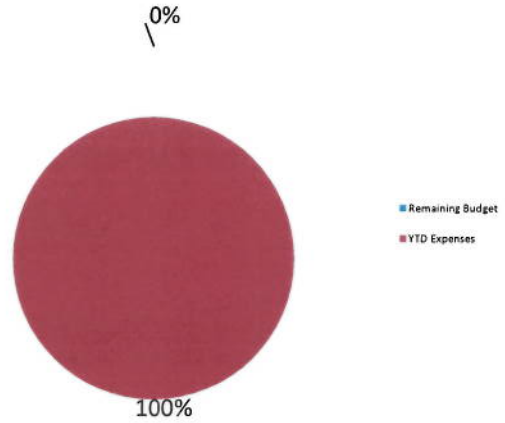
	Budgeted Amounts		Actual Amounts (GAAP Basis)	Variance With Final Budget Positive or (Negative)
	Original	Final		
REVENUES:				
Total Local and Intermediate Sources	0.00	0.00	2,655.87	2,655.87
State Program Revenues	0.00	0.00	0.00	0.00
Federal Program Revenues	0.00	2,081,202.00	1,868,245.72	(212,956.28)
Total Revenues	0.00	2,081,202.00	1,870,901.59	(210,300.41)
EXPENDITURES:				
Current:				
Payroll Costs	0.00	1,874,120.00	1,724,708.28	149,411.72
Contracted Services	0.00	39,921.00	46,129.56	(6,208.56)
Materials and Supplies	0.00	64,352.00	109,337.76	(44,985.76)
Other Operating Costs	0.00	102,809.00	124,029.43	(21,220.43)
Capital Outlay	0.00	0.00	0.00	0.00
Operating Transfers In	0.00	0.00	0.00	0.00
Total Expenditures	0.00	2,081,202.00	2,004,205.03	76,996.97
Excess (Deficiency) of Revenues Over (Under) Expenditures	0.00	0.00	(133,303.44)	(133,303.44)
OTHER FINANCING SOURCES (USES):				
Sale of Real and Personal Property	0.00	0.00	0.00	0.00
Capital Leases	0.00	0.00	0.00	0.00
Transfer In	0.00	0.00	0.00	0.00
Total Other Financing Sources (Uses)	0.00	0.00	(133,303.44)	(133,303.44)
Net Change in Fund Balances	0.00	0.00	(133,303.44)	(133,303.44)
Fund Balance - September 1 (Beginning)	0.00	0.00	0.00	0.00
Fund Balance	0.00	0.00	(133,303.44)	(133,303.44)

Headstart Expense Data - 2058

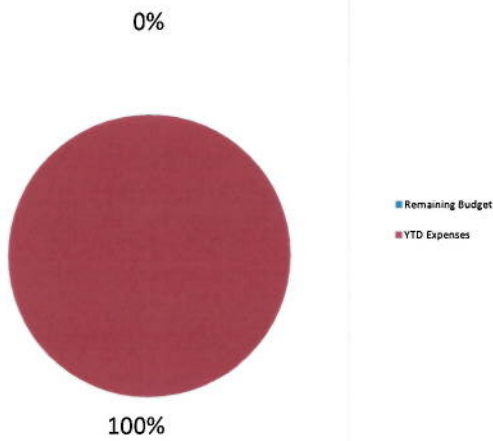
Payroll Costs



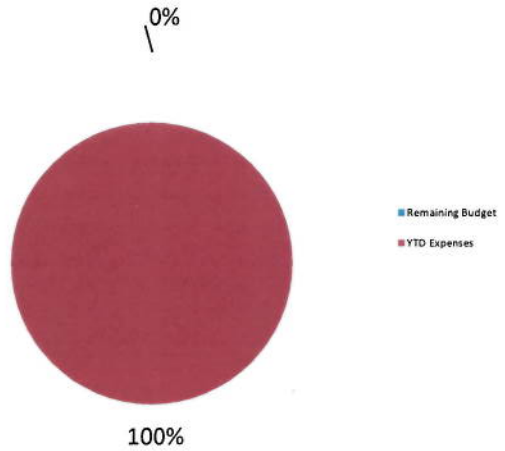
Contracted Services



Materials and Supplies



Other Operating Costs



COLLEGE STATION ISD
BALANCE SHEET
HEAD START FUNDS -2059
06/30/18

	Headstart Fund
<hr/>	
ASSETS	
Cash and Cash Equivalents	32,529.96
Property Taxes	
Allowance for Uncollectible Taxes (Credit)	
Due from Other Governments	
Due from Other Funds	
Other Receivables	
Deferred Expenditures	
Inventories	
Total Assets	<u>32,529.96</u>
LIABILITIES AND FUND BALANCES	
Liabilities:	
Accounts Payable	
Interest Payable-Current	
Payroll Deductions and Withholdings Payable	
Accrued Wages Payable	
Due to Other Funds	32,259.96
Due to Other Governments	
Unearned Revenues	
Total Liabilities	<u>32,259.96</u>
DEFERRED INFLOWS OF RESOURCES	
Unavailable Revenue-Property taxes	0.00
Total Deferred Inflows of Resources	<u>0.00</u>
Fund Balances:	
Non-Spendable:	
Investments in Inventory	
Outstanding Encumbrances	
Restricted:	
Reported in the Head Start Fund	0.00
Committed:	
Construction	
Self Insurance	
Other Land	
Unreserved and Undesignated:	
Reported in the General Fund	
Total Fund Balances	<u>0.00</u>
Total Liabilities and Fund Balances	<u>32,259.96</u>

General Note:

Head start funds are not reimbursed until a filing is made with Health and Human Services.
There is a three day timing delay.

COLLEGE STATION INDEPENDENT SCHOOL DISTRICT
STATEMENT OF REVENUES, EXPENDITURES, AND CHANGES IN FUND BALANCE
BUDGET AND ACTUAL - HEADSTART FUND 2059
JUNE 1 - JUNE 30, 2018

	Budgeted Amounts		Actual Amounts (GAAP Basis)	Variance With Final Budget Positive or (Negative)
	Original	Final		
REVENUES:				
Total Local and Intermediate Sources	0.00	0.00	0.00	0.00
State Program Revenues	0.00	0.00	0.00	0.00
Federal Program Revenues	0.00	0.00	32,529.96	32,529.96
Total Revenues	0.00	0.00	32,529.96	32,529.96
EXPENDITURES:				
Current:				
Payroll Costs	0.00	0.00	28,925.20	(28,925.20)
Contracted Services	0.00	0.00	0.00	0.00
Materials and Supplies	0.00	0.00	3,604.76	(3,604.76)
Other Operating Costs	0.00	0.00	0.00	0.00
Capital Outlay	0.00	0.00	0.00	0.00
Operating Transfers In	0.00	0.00	0.00	0.00
Total Expenditures	0.00	0.00	32,529.96	(32,529.96)
Excess (Deficiency) of Revenues Over (Under) Expenditures	0.00	0.00	0.00	0.00
OTHER FINANCING SOURCES (USES):				
Sale of Real and Personal Property	0.00	0.00	0.00	0.00
Capital Leases	0.00	0.00	0.00	0.00
Transfer In	0.00	0.00	0.00	0.00
Total Other Financing Sources (Uses)	0.00	0.00	0.00	0.00
Net Change in Fund Balances	0.00	0.00	0.00	0.00
Fund Balance - September 1 (Beginning)	0.00	0.00	0.00	0.00
Fund Balance	0.00	0.00	0.00	0.00