

Head Start Monthly Credit Card Transactions for Fund 2059 and Project 00

COLLEGE STATION ISD
 DATE: 09/10/2018
 TIME: 11:07:36

COLLEGE STATION INDEPENDENT SCHOOL DIST
 VENDOR PAYMENT HISTORY

PAGE NUMBER: 1
 ACCTPA31

SELECTION CRITERIA: (((transact.yr = "18")) AND ((transact.period IN ("12", "13")))) AND ((transact.key_orgn MATCHES "2059*")) AND

INVOICE PO	1099 P/F	CHECK DATE	NO	BUDGET CODE	CONTROL	DESCRIPTION	SALES TAX	AMOUNT
0822 2649 1	N	08/22/18		2059210081124000-6411	JACKSON HILTON 7/17		0.00	151.85
0822 2649 2	N	08/22/18		2059130081124000-6411	AP CITI		0.00	15.00
0822 2649 3	N	08/22/18		2059210081124000-6411	SOTO CDA 7/24		0.00	-16.25
0822 9132 1	N	08/22/18		2059130081124000-6411	JACKSON HILTON 7/19		0.00	385.71
0822 9165 1	N	08/22/18		2059130081124000-6411	AP CITI		0.00	18.00
0822 9165 2	N	08/22/18		2059130081124000-6411	SMITH HILTON NOLA7/26		0.00	378.42
0822 9165 2	N	08/22/18		2059130081124000-6411	RICE IAH PARK 7/18		0.00	932.73
0822 9165 2	N	08/22/18		2059130081124000-6411	AP CITI		0.00	82.29
0822 9165 2	N	08/22/18		2059130081124000-6411	RICE HAMPTON TN 7/19		0.00	1015.02
0822 9165 2	N	08/22/18		2059130081124000-6411	AP CITI		0.00	
#34 035542	M	366082		2059130081124000-6499	#34 HST FOOD DILLON		0.00	
HEB078006	F	08/08/18			APBPS		0.00	
TOTAL VENDOR								1015.02
TOTAL REPORT								1015.02

Head Start Monthly Credit Card Transactions for Fund 2059 and Project EH

COLLEGE STATION ISD
 DATE: 09/10/2018
 TIME: 11:08:17

COLLEGE STATION INDEPENDENT SCHOOL DIST
 VENDOR PAYMENT HISTORY

PAGE NUMBER: 1
 ACCTPA31

SELECTION CRITERIA: (((transact.yr = "18")) AND ((transact.period IN ("12", "13"))) AND ((transact.key_orgn MATCHES "2059*"))) AND

-----VENDOR-----	INVOICE	1099	CHECK	NO	BUDGET	CONTROL	DESCRIPTION	SALES TAX	AMOUNT
PO	P/F	DATE	DATE	PROJECT					
13737 CITIBANK CORPORATE CAR	0822 9108 1	N	V1485	20591300811240EH-6411	WEISS HELTON NOLA7/26			0.00	385.71
	0		08/22/18		AP CITI				
13737 CITIBANK CORPORATE CAR	0822 9108 2	N	V1485	20591300811240EH-6411	WEISS PREFLIGHT 7/27			0.00	25.50
	0		08/22/18		AP CITI				
13737 CITIBANK CORPORATE CAR	0822 9199 1	N	V1485	20591300811240EH-6411	WEST SAFERIDENEW 7/7			0.00	35.00
	0		08/22/18		AP CITI				
TOTAL VENDOR								0.00	446.21
10976 HEB GROCERY COMPANY	#33 019717	M	366082	2059610F101240EH-6499	#33 EHS SNACKS TUCKER			0.00	18.00
	HB078005	F	08/08/18		APBPS				
10976 HEB GROCERY COMPANY	#33 084915	M	366082	2059610F101240EH-6499	#33 EHS SNACKS TUCKER			0.00	76.87
	HB078004	F	08/08/18		APBPS				
TOTAL VENDOR								0.00	94.87
11475 HOME DEPOT CREDIT SERV	#13 563091	N		2059610F101240EH-6399	#13 EHS SUP TUCKER			0.00	0.00
	HD088002	F			APBPS				
11475 HOME DEPOT CREDIT SERV	#13 3021513	N	366978	2059610F101240EH-6399	#13 EHS SUP TUCKER			0.00	93.68
	HD088002	P	08/31/18		APBPS				
11475 HOME DEPOT CREDIT SERV	#13 563091	N	366978	2059610F101240EH-6399	#13 EHS SUP TUCKER			0.00	20.93
	HD088002	F	08/31/18		APBPS				
TOTAL VENDOR								0.00	114.61
TOTAL REPORT								0.00	655.69

COLLEGE STATION ISD
BALANCE SHEET
HEAD START FUNDS -2058
08/31/18

	Headstart Fund
ASSETS	
Cash and Cash Equivalents	212,956.28
Property Taxes	
Allowance for Uncollectible Taxes (Credit)	
Due from Other Governments	
Due from Other Funds	
Other Receivables	
Deferred Expenditures	
Inventories	
Total Assets	212,956.28
LIABILITIES AND FUND BALANCES	
Liabilities:	
Accounts Payable	0.00
Interest Payable-Current	
Payroll Deductions and Withholdings Payable	
Accrued Wages Payable	0.00
Due to Other Funds	212,956.28
Due to Other Governments	
Unearned Revenues	
Total Liabilities	212,956.28
DEFERRED INFLOWS OF RESOURCES	
Unavailable Revenue-Property taxes	0.00
Total Deferred Inflows of Resources	0.00
Fund Balances:	
Non-Spendable:	
Investments in Inventory	
Outstanding Encumbrances	
Restricted:	
Reported in the Head Start Fund	0.00
Committed:	
Construction	
Self Insurance	
Other Land	
Unreserved and Undesignated:	
Reported in the General Fund	
Total Fund Balances	0.00
Total Liabilities and Fund Balances	212,956.28

General Note:

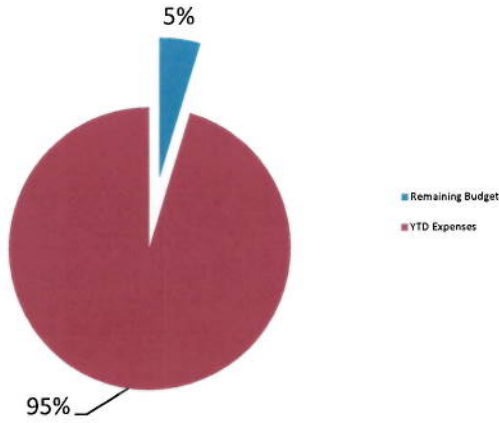
Head start funds are not reimbursed until a filing is made with Health and Human Services. There is a three day timing delay.

COLLEGE STATION INDEPENDENT SCHOOL DISTRICT
STATEMENT OF REVENUES, EXPENDITURES, AND CHANGES IN FUND BALANCE
BUDGET AND ACTUAL - HEADSTART FUND 2058
SEPTEMBER 1, 2017 - AUGUST 31, 2018

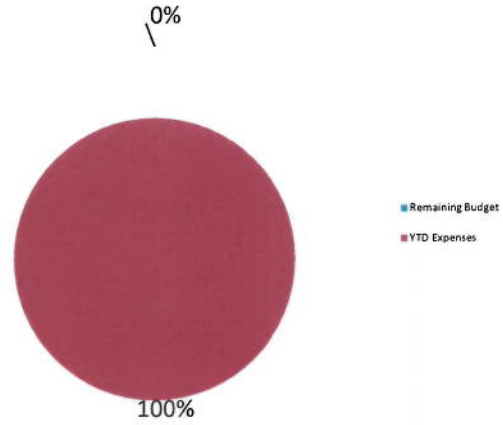
	Budgeted Amounts		Actual Amounts (GAAP Basis)	Variance With Final Budget Positive or (Negative)
	Original	Final		
REVENUES:				
Total Local and Intermediate Sources	0.00	0.00	2,655.87	2,655.87
State Program Revenues	0.00	0.00	0.00	0.00
Federal Program Revenues	0.00	2,081,202.00	2,081,202.00	0.00
Total Revenues	0.00	2,081,202.00	2,083,857.87	2,655.87
EXPENDITURES:				
Current:				
Payroll Costs	0.00	1,874,120.00	1,786,414.24	87,705.76
Contracted Services	0.00	39,921.00	46,466.81	(6,545.81)
Materials and Supplies	0.00	64,352.00	122,616.41	(58,264.41)
Other Operating Costs	0.00	102,809.00	128,360.41	(25,551.41)
Capital Outlay	0.00	0.00	0.00	0.00
Operating Transfers In	0.00	0.00	0.00	0.00
Total Expenditures	0.00	2,081,202.00	2,083,857.87	(2,655.87)
Excess (Deficiency) of Revenues Over (Under) Expenditures	0.00	0.00	0.00	0.00
OTHER FINANCING SOURCES (USES):				
Sale of Real and Personal Property	0.00	0.00	0.00	0.00
Capital Leases	0.00	0.00	0.00	0.00
Transfer In	0.00	0.00	0.00	0.00
Total Other Financing Sources (Uses)	0.00	0.00	0.00	0.00
Net Change in Fund Balances	0.00	0.00	0.00	0.00
Fund Balance - September 1 (Beginning)	0.00	0.00	0.00	0.00
Fund Balance	0.00	0.00	0.00	0.00

Headstart Expense Data - 2058

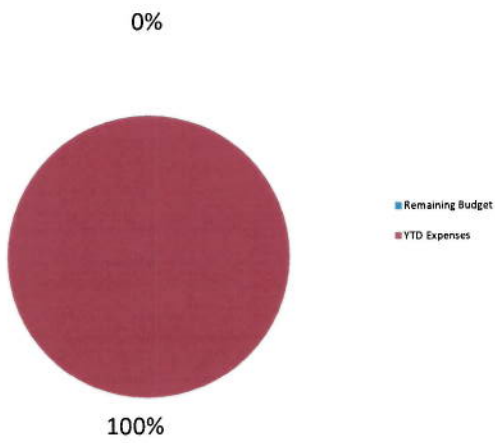
Payroll Costs



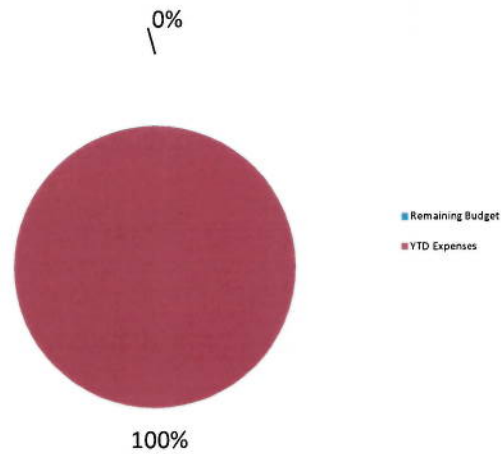
Contracted Services



Materials and Supplies



Other Operating Costs



COLLEGE STATION ISD
BALANCE SHEET
HEAD START FUNDS -2059
08/31/18

	Headstart Fund
<hr/>	
ASSETS	
Cash and Cash Equivalents	168,055.16
Property Taxes	
Allowance for Uncollectible Taxes (Credit)	
Due from Other Governments	605.44
Due from Other Funds	
Other Receivables	
Deferred Expenditures	
Inventories	
Total Assets	<u><u>168,660.60</u></u>
LIABILITIES AND FUND BALANCES	
Liabilities:	
Accounts Payable	2,409.70
Interest Payable-Current	
Payroll Deductions and Withholdings Payable	
Accrued Wages Payable	
Due to Other Funds	169,006.22
Due to Other Governments	
Unearned Revenues	
Total Liabilities	<u>171,415.92</u>
DEFERRED INFLOWS OF RESOURCES	
Unavailable Revenue-Property taxes	0.00
Total Deferred Inflows of Resources	<u>0.00</u>
Fund Balances:	
Non-Spendable:	
Investments in Inventory	
Outstanding Encumbrances	
Restricted:	
Reported in the Head Start Fund	(2,755.32)
Committed:	
Construction	
Self Insurance	
Other Land	
Unreserved and Undesignated:	
Reported in the General Fund	
Total Fund Balances	<u>(2,755.32)</u>
Total Liabilities and Fund Balances	<u><u>168,660.60</u></u>

General Note:

Head start funds are not reimbursed until a filing is made with Health and Human Services.
There is a three day timing delay.

COLLEGE STATION INDEPENDENT SCHOOL DISTRICT
STATEMENT OF REVENUES, EXPENDITURES, AND CHANGES IN FUND BALANCE
BUDGET AND ACTUAL - HEADSTART FUND 2059
JUNE 1 - AUGUST 31, 2018

	Budgeted Amounts		Actual Amounts (GAAP Basis)	Variance With Final Budget Positive or (Negative)
	Original	Final		
REVENUES:				
Total Local and Intermediate Sources	0.00	0.00	0.00	0.00
State Program Revenues	0.00	0.00	0.00	0.00
Federal Program Revenues	0.00	0.00	201,536.18	201,536.18
Total Revenues	0.00	0.00	201,536.18	201,536.18
EXPENDITURES:				
Current:				
Payroll Costs	0.00	0.00	153,196.59	(153,196.59)
Contracted Services	0.00	0.00	9,115.41	(9,115.41)
Materials and Supplies	0.00	0.00	26,476.60	(26,476.60)
Other Operating Costs	0.00	0.00	15,502.90	(15,502.90)
Capital Outlay	0.00	0.00	0.00	0.00
Operating Transfers In	0.00	0.00	0.00	0.00
Total Expenditures	0.00	0.00	204,291.50	(204,291.50)
Excess (Deficiency) of Revenues Over (Under) Expenditures	0.00	0.00	(2,755.32)	(2,755.32)
OTHER FINANCING SOURCES (USES):				
Sale of Real and Personal Property	0.00	0.00	0.00	0.00
Capital Leases	0.00	0.00	0.00	0.00
Transfer In	0.00	0.00	0.00	0.00
Total Other Financing Sources (Uses)	0.00	0.00	(2,755.32)	(2,755.32)
Net Change in Fund Balances	0.00	0.00	(2,755.32)	(2,755.32)
Fund Balance - September 1 (Beginning)	0.00	0.00	0.00	0.00
Fund Balance	0.00	0.00	(2,755.32)	(2,755.32)