

COLLEGE STATION ISD
BALANCE SHEET
HEAD START FUNDS -2050
08/31/20

| | Headstart Fund |
|---|--------------------------|
| ASSETS | |
| Cash and Cash Equivalents | 0.00 |
| Property Taxes | |
| Allowance for Uncollectible Taxes (Credit) | |
| Due from Other Governments | 385,513.80 |
| Due from Other Funds | |
| Other Receivables | |
| Deferred Expenditures | |
| Inventories | |
| Total Assets | <u><u>385,513.80</u></u> |
| LIABILITIES AND FUND BALANCES | |
| Liabilities: | |
| Accounts Payable | 0.00 |
| Interest Payable-Current | |
| Payroll Deductions and Withholdings Payable | |
| Accrued Wages Payable | 0.00 |
| Due to Other Funds | 385,513.80 |
| Due to Other Governments | |
| Unearned Revenues | |
| Total Liabilities | <u><u>385,513.80</u></u> |
| DEFERRED INFLOWS OF RESOURCES | |
| Unavailable Revenue-Property taxes | 0.00 |
| Total Deferred Inflows of Resources | <u><u>0.00</u></u> |
| Fund Balances: | |
| Non-Spendable: | |
| Investments in Inventory | |
| Outstanding Encumbrances | |
| Restricted: | |
| Reported in the Head Start Fund | 0.00 |
| Committed: | |
| Construction | |
| Self Insurance | |
| Other Land | |
| Unreserved and Undesignated: | |
| Reported in the General Fund | |
| Total Fund Balances | <u><u>0.00</u></u> |
| Total Liabilities and Fund Balances | <u><u>385,513.80</u></u> |
| | 0.00 |

General Note:

Head start funds are not reimbursed until a filing is made with Health and Human Services. There is a three day timing delay.

COLLEGE STATION ISD
BALANCE SHEET
HEAD START FUNDS -2051
08/31/20

| | Headstart Fund |
|---|-------------------|
| <hr/> | |
| ASSETS | |
| Cash and Cash Equivalents | 0.00 |
| Property Taxes | |
| Allowance for Uncollectible Taxes (Credit) | |
| Due from Other Governments | 154,201.14 |
| Due from Other Funds | |
| Other Receivables | |
| Deferred Expenditures | |
| Inventories | |
| Total Assets | <u>154,201.14</u> |
| | |
| LIABILITIES AND FUND BALANCES | |
| Liabilities: | |
| Accounts Payable | 3,438.08 |
| Interest Payable-Current | |
| Payroll Deductions and Withholdings Payable | |
| Accrued Wages Payable | 0.00 |
| Due to Other Funds | 154,201.14 |
| Due to Other Governments | |
| Unearned Revenues | |
| Total Liabilities | <u>157,639.22</u> |
| | |
| DEFERRED INFLOWS OF RESOURCES | |
| Unavailable Revenue-Property taxes | 0.00 |
| Total Deferred Inflows of Resources | <u>0.00</u> |
| | |
| Fund Balances: | |
| Non-Spendable: | |
| Investments in Inventory | |
| Outstanding Encumbrances | |
| Restricted: | |
| Reported in the Head Start Fund | (3,438.08) |
| Committed: | |
| Construction | |
| Self Insurance | |
| Other Land | |
| Unreserved and Undesignated: | |
| Reported in the General Fund | |
| Total Fund Balances | <u>(3,438.08)</u> |
| | |
| Total Liabilities and Fund Balances | <u>154,201.14</u> |

0.00

General Note:

Head start funds are not reimbursed until a filing is made with Health and Human Services.
There is a three day timing delay.

COLLEGE STATION INDEPENDENT SCHOOL DISTRICT
STATEMENT OF REVENUES, EXPENDITURES, AND CHANGES IN FUND BALANCE
BUDGET AND ACTUAL - HEADSTART FUND 2050
SEPTEMBER 1 - AUGUST 31, 2020

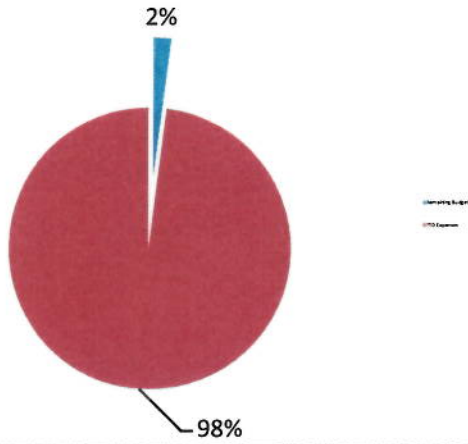
| | Budgeted Amounts | | Actual Amounts (GAAP Basis) | Encumbrances Outstanding | Variance With Final Budget Positive or (Negative) |
|--|------------------|--------------|--------------------------------|-----------------------------|--|
| | Original | Final | | | |
| REVENUES: | | | | | |
| Total Local and Intermediate Sources | 0.00 | 0.00 | 626.86 | 0.00 | 626.86 |
| State Program Revenues | 0.00 | 0.00 | 0.00 | 0.00 | 0.00 |
| Federal Program Revenues | 0.00 | 2,449,531.00 | 2,443,449.41 | 0.00 | (6,081.59) |
| Total Revenues | 0.00 | 2,449,531.00 | 2,444,076.27 | 0.00 | (5,454.73) |
| EXPENDITURES: | | | | | |
| Current: | | | | | |
| Payroll Costs | 0.00 | 1,924,371.00 | 1,885,740.50 | 0.00 | 38,630.50 |
| Contracted Services | 0.00 | 209,491.00 | 40,639.44 | 0.00 | 168,851.56 |
| Materials and Supplies | 0.00 | 197,764.00 | 252,493.06 | 0.00 | (54,729.06) |
| Other Operating Costs | 0.00 | 117,905.00 | 66,208.99 | 0.00 | 51,696.01 |
| Capital Outlay | 0.00 | | 0.00 | 0.00 | 0.00 |
| Operating Transfers In | 0.00 | 0.00 | 0.00 | 0.00 | 0.00 |
| Total Expenditures | 0.00 | 2,449,531.00 | 2,245,081.99 | 0.00 | 204,449.01 |
| Excess (Deficiency) of Revenues Over (Under) Expenditures | 0.00 | 0.00 | 198,994.28 | 0.00 | 198,994.28 |
| OTHER FINANCING SOURCES (USES): | | | | | |
| Sale of Real and Personal Property | 0.00 | 0.00 | 0.00 | 0.00 | 0.00 |
| Capital Leases | 0.00 | 0.00 | 0.00 | 0.00 | 0.00 |
| Transfer In | 0.00 | 0.00 | 0.00 | 0.00 | 0.00 |
| Total Other Financing Sources (Uses) | 0.00 | 0.00 | 198,994.28 | 0.00 | 198,994.28 |
| Net Change in Fund Balances | 0.00 | 0.00 | 198,994.28 | 0.00 | 198,994.28 |
| Fund Balance - September 1 (Beginning) | 0.00 | 0.00 | 0.00 | 0.00 | 0.00 |
| Fund Balance | 0.00 | 0.00 | 198,994.28 | 0.00 | 198,994.28 |

COLLEGE STATION INDEPENDENT SCHOOL DISTRICT
STATEMENT OF REVENUES, EXPENDITURES, AND CHANGES IN FUND BALANCE
BUDGET AND ACTUAL - HEADSTART FUND 2051
SEPTEMBER 1 - AUGUST 31, 2020

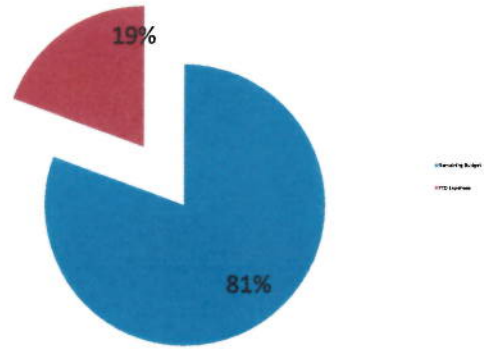
| | Budgeted Amounts | | Actual Amounts (GAAP Basis) | Encumbrances Outstanding | Variance With Final Budget Positive or (Negative) |
|--|------------------|-------------|--------------------------------|-----------------------------|--|
| | Original | Final | | | |
| REVENUES: | | | | | |
| Total Local and Intermediate Sources | 0.00 | 0.00 | 34.05 | 0.00 | 34.05 |
| State Program Revenues | 0.00 | 0.00 | 0.00 | 0.00 | 0.00 |
| Federal Program Revenues | 0.00 | 0.00 | 235,775.29 | 0.00 | 235,775.29 |
| Total Revenues | <u>0.00</u> | <u>0.00</u> | <u>235,809.34</u> | <u>0.00</u> | <u>235,809.34</u> |
| EXPENDITURES: | | | | | |
| Current: | | | | | |
| Payroll Costs | 0.00 | 0.00 | 134,766.95 | 0.00 | (134,766.95) |
| Contracted Services | 0.00 | 0.00 | 40,639.44 | 717.72 | (41,357.16) |
| Materials and Supplies | 0.00 | 0.00 | 122,582.78 | 5,799.49 | (128,382.27) |
| Other Operating Costs | 0.00 | 0.00 | 1,508.28 | 0.00 | (1,508.28) |
| Capital Outlay | 0.00 | 0.00 | 0.00 | 0.00 | 0.00 |
| Operating Transfers In | 0.00 | 0.00 | 0.00 | 0.00 | 0.00 |
| Total Expenditures | <u>0.00</u> | <u>0.00</u> | <u>299,497.45</u> | <u>6,517.21</u> | <u>(306,014.66)</u> |
| Excess (Deficiency) of Revenues Over (Under) Expenditures | <u>0.00</u> | <u>0.00</u> | <u>(63,688.11)</u> | <u>(6,517.21)</u> | <u>(70,205.32)</u> |
| OTHER FINANCING SOURCES (USES): | | | | | |
| Sale of Real and Personal Property | 0.00 | 0.00 | 0.00 | 0.00 | 0.00 |
| Capital Leases | 0.00 | 0.00 | 0.00 | 0.00 | 0.00 |
| Transfer In | 0.00 | 0.00 | 0.00 | 0.00 | 0.00 |
| Total Other Financing Sources (Uses) | <u>0.00</u> | <u>0.00</u> | <u>(63,688.11)</u> | <u>(6,517.21)</u> | <u>(70,205.32)</u> |
| Net Change in Fund Balances | 0.00 | 0.00 | (63,688.11) | (6,517.21) | (70,205.32) |
| Fund Balance - September 1 (Beginning) | 0.00 | 0.00 | 0.00 | 0.00 | 0.00 |
| Fund Balance | <u>0.00</u> | <u>0.00</u> | <u>(63,688.11)</u> | <u>(6,517.21)</u> | <u>(70,205.32)</u> |

Headstart Expense Data - 2050

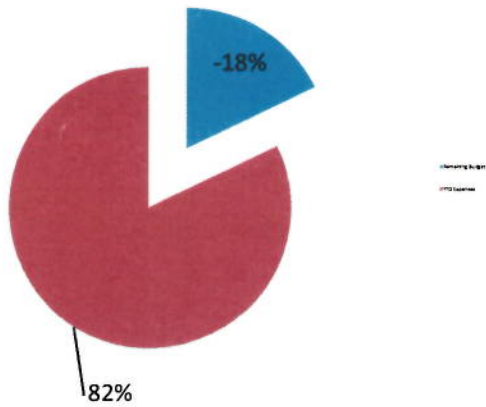
Payroll Costs



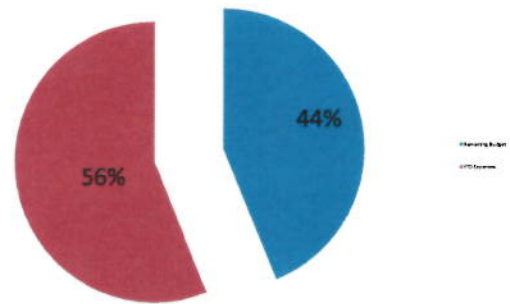
Contracted Services



Materials and Supplies



Other Operating Costs



Head Start Monthly Credit Card Transactions

Fund 2051 and Project 00

COLLEGE STATION ISD
DATE: 09/07/2020
TIME: 08:54:50

COLLEGE STATION INDEPENDENT SCHOOL DIST
VENDOR PAYMENT HISTORY

PAGE NUMBER: 1
ACCTPA31

SELECTION CRITERIA: ((transact.yr = "20")) AND ((transact.period = "12")) AND ((transact.key_orgn MATCHES "2051*")) AND ((transa

| -----VENDOR----- | INVOICE PO | 1099 P/F | CHECK NO DATE | BUDGET CODE PROJECT | -----DESCRIPTION----- CONTROL | SALES TAX | AMOUNT | |
|--------------------------------|---------------|-------------|-------------------|------------------------|----------------------------------|-----------|--------|-------|
| 13737 CITIBANK CORPORATE CAR 0 | 0819 9140 1 | N | V8697 08/19/20 | 2051130081124000-6411 | 7/27PAC AP CITI | 0.00 | 99.00 | |
| TOTAL REPORT | | | | | | | 0.00 | 99.00 |

Head Start Monthly Credit Card Transactions

Fund 2051 and Project EH

COLLEGE STATION ISD
 DATE: 09/07/2020
 TIME: 08:53.15

COLLEGE STATION INDEPENDENT SCHOOL DIST
 VENDOR PAYMENT HISTORY

PAGE NUMBER: 1
 ACCTPA31

SELECTION CRITERIA: ((((transact.yr = "20")) AND ((transact.period = "12")) AND ((transact.key_orgn MATCHES "2051*")) AND ((transa

| VENDOR | INVOICE PO | 1099 P/F | CHECK NO | BUDGET CODE | DESCRIPTION | CONTROL | SALES TAX | AMOUNT |
|--------|--------------------------|--------------|----------|-----------------|-----------------------|----------------------------------|-----------|--------|
| 13737 | CITIBANK CORPORATE CAR 0 | 0819 9181 1 | N | V8697 08/19/20 | 20511300811240EH-6411 | 7/16HODGEFAIRYDUSTEAC AP CTTI | 0.00 | 77.00 |
| 13737 | CITIBANK CORPORATE CAR 0 | 0819 9199 1 | N | V8697 08/19/20 | 2051610F101240EH-6399 | 7/29TUCKER WALGREENS AP CTTI | 0.00 | 94.32 |
| 13737 | CITIBANK CORPORATE CAR 0 | 0819 9199 2 | N | V8697 08/19/20 | 2051610F101240EH-6399 | 7/29TUCKER WALGREENS AP CTTI | 0.00 | 69.43 |
| 13737 | CITIBANK CORPORATE CAR 0 | 0819 9199 3 | N | V8697 08/19/20 | 20511300811240EH-6411 | 7/29WEST TTI REG AP CTTI | 0.00 | 25.00 |
| 13737 | CITIBANK CORPORATE CAR 0 | 0819 9199 4 | N | V8697 08/19/20 | 20511300811240EH-6411 | 7/29TUCKER TTI REG AP CTTI | 0.00 | 25.00 |
| TOTAL | VENDOR | | | | | | 0.00 | 290.75 |
| 10976 | HEB GROCERY COMPANY | #27 338899 | M | 386312 08/12/20 | 2051610F101240EH-6499 | #27 EHS MUNOZ AP - HEB | 0.00 | 14.00 |
| 10976 | HEB GROCERY COMPANY | #27 359414 | M | 386312 08/12/20 | 2051610F101240EH-6399 | #27 EHS MUNOZ AP - HEB | 0.00 | 29.40 |
| 10976 | HEB GROCERY COMPANY | #27 359415 | M | 386312 08/12/20 | 2051610F101240EH-6499 | #27 EHS MUNOZ AP - HEB | 0.00 | 13.00 |
| 10976 | HEB GROCERY COMPANY | #27 359441 | M | 386312 08/12/20 | 2051610F101240EH-6499 | #27 EHS MUNOZ AP - HEB | 0.00 | 23.00 |
| 10976 | HEB GROCERY COMPANY | #27 359459 | M | 386312 08/12/20 | 2051610F101240EH-6499 | #27 EHS MUNOZ AP - HEB | 0.00 | 10.00 |
| 10976 | HEB GROCERY COMPANY | #27 359488 | M | 386312 08/12/20 | 2051610F101240EH-6499 | #27 EHS MUNOZ AP - HEB | 0.00 | 7.00 |
| TOTAL | VENDOR | | | | | | 0.00 | 96.40 |
| 39722 | HOBBY LOBBY STORES INC 0 | #28 93111235 | N | 386319 08/12/20 | 2051610F101240EH-6399 | 93111235 EHS TUCKER AP-HOBBY | 0.00 | 98.36 |
| TOTAL | REPORT | | | | | | 0.00 | 485.51 |