

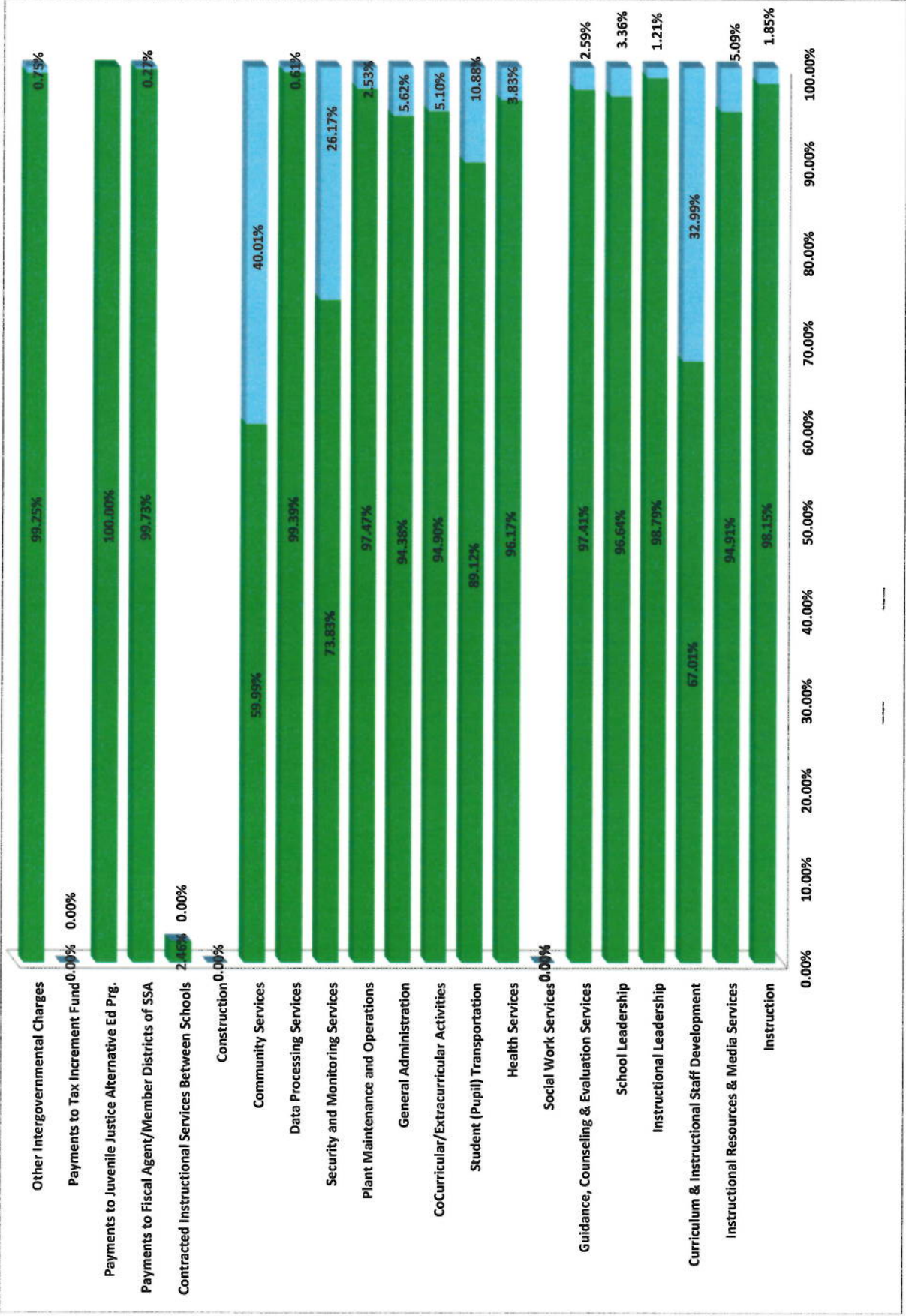
COLLEGE STATION ISD  
BALANCE SHEET  
GOVERNMENTAL FUNDS  
August 31, 2020

	General Fund	Child Nutrition Fund	Debt Service Fund	Total Funds
<b>ASSETS</b>				
Cash and Cash Equivalents	\$42,594,891.64	392,510.01	\$10,128,659.64	\$53,116,061.29
Property Taxes	1,396,817.72	0.00	431,879.84	1,828,697.56
Allowance for Uncollectible Taxes (Credit)	(13,575.15)	0.00	(4,209.99)	(17,785.14)
Due from Other Governments	458,972.00	99,699.70	0.00	558,671.70
Due from Other Funds	1,523,445.07	0.00	0.00	1,523,445.07
Other Receivables	108,842.92	0.00	0.00	108,842.92
Deferred Expenditures	0.00	0.00	0.00	0.00
Prepaid Expenditures	20,000.00	0.00	0.00	20,000.00
Inventories	213,299.16	266,840.35	0.00	480,139.51
<b>Total Assets</b>	<b>\$46,302,693.36</b>	<b>\$759,050.06</b>	<b>\$10,556,329.49</b>	<b>\$57,618,072.91</b>
<b>LIABILITIES AND FUND BALANCES</b>				
<b>Liabilities:</b>				
Accounts Payable	810,008.71	\$30,506.10	\$0.00	\$840,514.81
Interest Payable-Current	0.00	0.00	0.00	0.00
Payroll Deductions and Withholdings Payable	0.00	0.00	0.00	0.00
Accrued Wages Payable	6,271,887.86	0.00	0.00	6,271,887.86
Due to Other Funds	0.00	739,540.39	0.00	739,540.39
Due to Other Governments	0.00	0.00	0.00	0.00
Unearned Revenues	0.00	0.00	0.00	0.00
<b>Total Liabilities</b>	<b>\$7,081,896.57</b>	<b>\$770,046.49</b>	<b>\$0.00</b>	<b>\$7,851,943.06</b>
<b>DEFERRED INFLOWS OF RESOURCES</b>				
Unavailable Revenue-Property taxes	1,343,939.94	0.00	416,788.66	1,760,728.60
Unavailable Revenue-Other Resources	56,025.00	0.00	0.00	56,025.00
<b>Total Deferred Inflows of Resources</b>	<b>1,399,964.94</b>	<b>0.00</b>	<b>416,788.66</b>	<b>1,816,753.60</b>
<b>Fund Balances:</b>				
<b>Non-Spendable:</b>				
Investments in Inventory	\$213,299.16	207,588.75	\$0.00	420,887.91
Prepaid Items	20,000.00	0.00	0.00	20,000.00
Outstanding Encumbrances	0.00	0.00	0.00	0.00
<b>Restricted:</b>				
Reported in the Food Service Fund	0.00	(218,585.18)	0.00	(218,585.18)
Reported in the Debt Service Fund	0.00	0.00	10,139,540.83	10,139,540.83
<b>Committed:</b>				
Construction	8,000,000.00	0.00	0.00	8,000,000.00
Self Insurance	0.00	0.00	0.00	0.00
Other Land	4,000,000.00	0.00	0.00	4,000,000.00
Assigned Other	2,500,000.00	0.00	0.00	2,500,000.00
<b>Unreserved and Undesignated:</b>				
Reported in the General Fund	23,087,532.69	0.00	0.00	23,087,532.69
<b>Total Fund Balances</b>	<b>37,820,831.85</b>	<b>(10,996.43)</b>	<b>10,139,540.83</b>	<b>47,949,376.25</b>
<b>Total Liabilities, Deferred Inflows of Resources, and Fund Balances</b>	<b>\$46,302,693.36</b>	<b>\$759,050.06</b>	<b>\$10,556,329.49</b>	<b>\$57,618,072.91</b>

COLLEGE STATION INDEPENDENT SCHOOL DISTRICT  
STATEMENT OF REVENUES, EXPENDITURES, AND CHANGES IN FUND BALANCE  
BUDGET AND ACTUAL - GENERAL FUND  
SEPTEMBER 1 - AUGUST 31, 2020

	Budgeted Amounts		Actual Amounts (GAAP Basis)	Encumbrances Outstanding	Variance With Final Budget Positive or (Negative)
	Original	Final			
<b>REVENUES:</b>					
Total Local and Intermediate Sources	\$105,344,712.00	\$105,633,076.56	\$104,663,053.64	\$0.00	(\$970,022.92)
State Program Revenues	10,799,183.00	14,526,424.66	14,639,358.23	0.00	\$112,933.57
Federal Program Revenues	2,300,000.00	2,300,000.00	2,121,759.29	0.00	(\$178,240.71)
<b>Total Revenues</b>	<b>118,443,895.00</b>	<b>122,459,501.22</b>	<b>121,424,171.16</b>	<b>0.00</b>	<b>(1,035,330.06)</b>
<b>EXPENDITURES:</b>					
<b>Current:</b>					
Instruction	72,886,635.57	74,379,191.44	73,006,516.47	123,433.09	1,249,241.88
Instructional Resources & Media Services	970,807.98	976,755.93	926,995.99	0.00	49,759.94
Curriculum & Instructional Staff Development	954,058.70	882,442.10	591,317.95	72.33	291,051.82
Instructional Leadership	2,049,045.86	2,203,281.18	2,176,574.90	0.00	26,706.28
School Leadership	6,997,566.86	7,115,471.64	6,876,290.40	538.87	238,642.37
Guidance, Counseling & Evaluation Services	4,438,395.71	4,642,847.91	4,522,518.24	1,566.40	118,763.27
Social Work Services	0.00	0.00	0.00	0.00	0.00
Health Services	1,701,289.06	1,834,051.85	1,763,888.01	0.00	70,163.84
Student (Pupil) Transportation	4,332,615.88	4,271,167.09	3,806,513.57	40.00	464,613.52
School Nutrition	0.00	0.00	0.00	0.00	0.00
CoCurricular/Extracurricular Activities	5,068,320.82	5,230,725.99	4,964,054.86	54,015.07	212,656.06
General Administration	3,430,770.33	3,383,395.12	3,193,195.01	265.00	189,935.11
Plant Maintenance and Operations	13,797,907.52	13,873,184.93	13,522,643.53	73,593.01	276,948.39
Security and Monitoring Services	929,256.70	942,120.03	695,558.52	28,000.00	218,561.51
Data Processing Services	2,837,066.34	2,932,569.82	2,914,598.43	2,278.38	15,693.01
Community Services	154,371.34	157,958.25	94,762.64	0.00	63,195.61
Construction	0.00	0.00	0.00	0.00	0.00
Contracted Instructional Services Between Schools	0.00	1,230,279.00	30,279.00	0.00	1,200,000.00
Payments to Fiscal Agent/Member Districts of SSA	105,000.00	145,000.00	144,606.00	0.00	394.00
Payments to Juvenile Justice Alternative Ed Prg.	13,500.00	21,000.00	19,532.77	0.00	1,467.23
Payments to Tax Increment Fund	0.00	0.00	0.00	0.00	0.00
Other Intergovernmental Charges	1,162,000.00	1,260,000.00	1,250,575.27	0.00	9,424.73
<b>Total Expenditures</b>	<b>121,828,608.67</b>	<b>125,481,442.28</b>	<b>120,500,421.56</b>	<b>283,802.15</b>	<b>4,697,218.57</b>
Excess (Deficiency) of Revenues Over (Under) Expenditures	<b>(3,384,713.67)</b>	<b>(3,021,941.06)</b>	<b>923,749.60</b>	<b>283,802.15</b>	<b>3,661,888.51</b>
<b>OTHER FINANCING SOURCES (USES):</b>					
Sale of Real and Personal Property	0.00	0.00	0.00	0.00	0.00
Capital Leases	0.00	0.00	0.00	0.00	0.00
Tax Refund (Uses)	0.00	(950,000.00)	(940,563.00)	0.00	(9,437.00)
Transfer In	0.00	0.00	0.00	0.00	0.00
<b>Total Other Financing Sources (Uses)</b>	<b>0.00</b>	<b>(950,000.00)</b>	<b>(940,563.00)</b>	<b>0.00</b>	<b>(9,437.00)</b>
<b>Net Change in Fund Balances</b>	<b>(3,384,713.67)</b>	<b>(3,971,941.06)</b>	<b>(16,813.40)</b>	<b>283,802.15</b>	<b>3,652,451.51</b>
Fund Balance - September 1 (Beginning)	37,839,074.25	37,839,074.25	37,837,645.25	0.00	0.00
<b>Fund Balance</b>	<b>\$34,454,360.58</b>	<b>\$33,867,133.19</b>	<b>\$37,820,831.85</b>	<b>\$283,802.15</b>	<b>\$3,652,451.51</b>


# General Fund Remaining Budget Analysis



COLLEGE STATION INDEPENDENT SCHOOL DISTRICT  
STATEMENT OF REVENUES, EXPENDITURES, AND CHANGES IN FUND BALANCE  
BUDGET AND ACTUAL - CHILD NUTRITION PROGRAM  
SEPTEMBER 1 - AUGUST 31, 2020

	Budgeted Amounts		Actual Amounts (GAAP Basis)	Encumbrances Outstanding	Variance With Final Budget Positive or (Negative)
	Original	Final			
<b>REVENUES:</b>					
Total Local and Intermediate Sources	\$3,292,256.05	\$3,292,256.05	\$2,038,221.71	\$0.00	(\$1,254,034.34)
State Program Revenues	30,000.00	30,000.00	27,861.73	0.00	(\$2,138.27)
Federal Program Revenues	3,592,250.63	3,592,250.63	2,870,024.23	0.00	(\$722,226.40)
Total Revenues	<u>6,914,506.68</u>	<u>6,914,506.68</u>	<u>4,936,107.67</u>	<u>0.00</u>	<u>(\$1,978,399.01)</u>
<b>EXPENDITURES:</b>					
Current:					
Food Services	6,822,876.68	6,822,876.68	5,528,687.38	62,355.45	1,231,833.85
Facilities Maintenance and Operations	91,630.00	91,630.00	0.00	0.00	91,630.00
Total Expenditures	<u>6,914,506.68</u>	<u>6,914,506.68</u>	<u>5,528,687.38</u>	<u>62,355.45</u>	<u>\$1,323,463.85</u>
Excess (Deficiency) of Revenues Over (Under) Expenditures	<u>0.00</u>	<u>0.00</u>	<u>(592,579.71)</u>	<u>(62,355.45)</u>	<u>(592,579.71)</u>
<b>OTHER FINANCING SOURCES (USES):</b>					
Transfer In	<u>0.00</u>	<u>0.00</u>	<u>0.00</u>	<u>0.00</u>	<u>0.00</u>
Total Other Financing Sources (Uses)	<u>0.00</u>	<u>0.00</u>	<u>0.00</u>	<u>0.00</u>	<u>0.00</u>
Net Change in Fund Balances	<u>0.00</u>	<u>0.00</u>	<u>(592,579.71)</u>	<u>(62,355.45)</u>	<u>(592,579.71)</u>
Fund Balance - September 1 (Beginning)	<u>581,583.28</u>	<u>581,583.28</u>	<u>581,583.28</u>		<u>0.00</u>
Fund Balance	<u>\$581,583.28</u>	<u>\$581,583.28</u>	<u>(\$10,996.43)</u>	<u>(\$62,355.45)</u>	<u>(\$592,579.71)</u>


# Child Nutrition Remaining Budget Analysis



COLLEGE STATION INDEPENDENT SCHOOL DISTRICT  
STATEMENT OF REVENUES, EXPENDITURES, AND CHANGES IN FUND BALANCE  
BUDGET AND ACTUAL - DEBT SERVICE FUND  
SEPTEMBER 1 - AUGUST 31, 2020

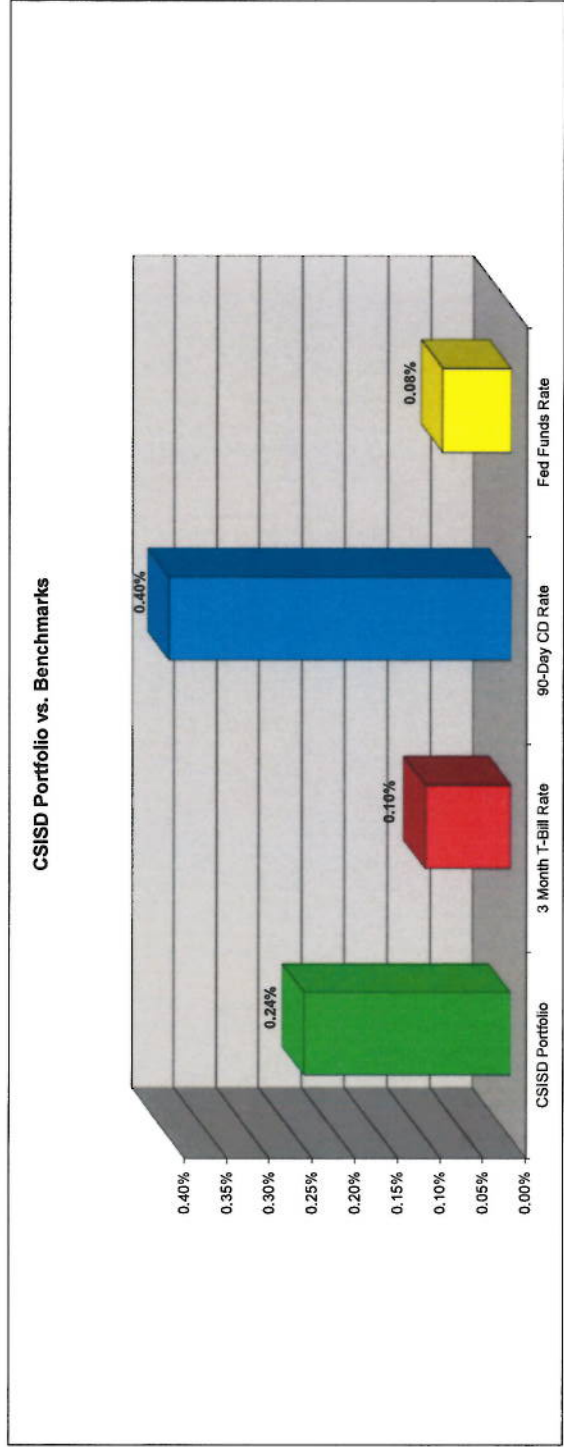
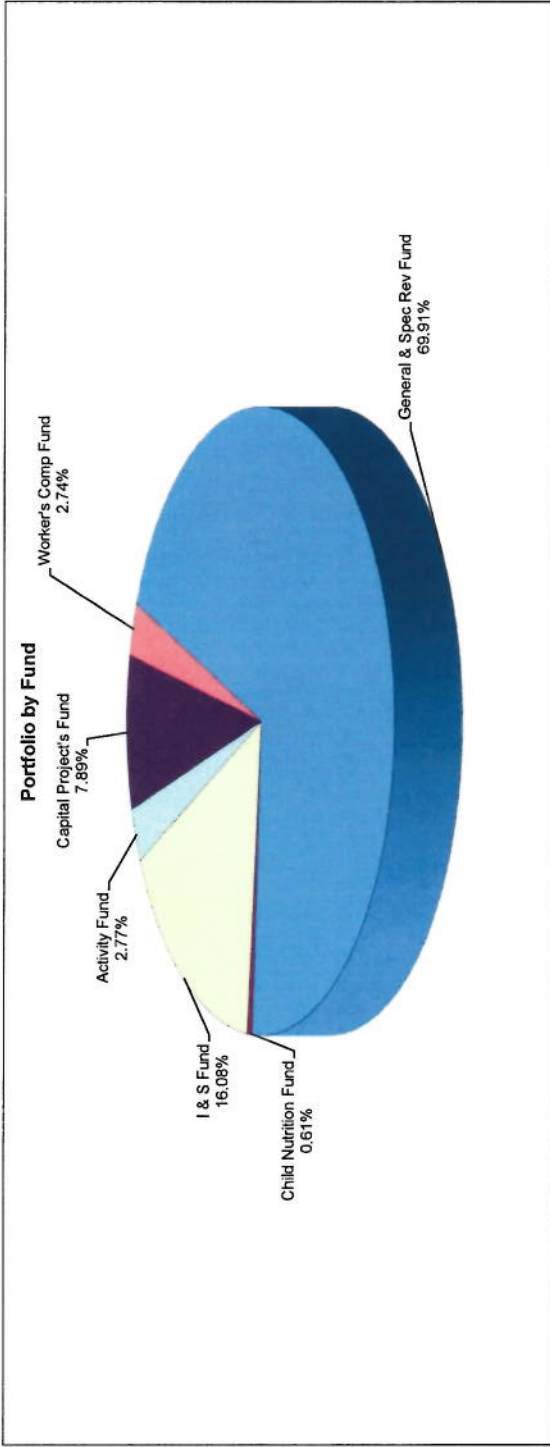
	Budgeted Amounts		Actual Amounts (GAAP Basis)	Encumbrances Outstanding	Variance With Final Budget Positive or (Negative)
	Original	Final			
<b>REVENUES:</b>					
Total Local and Intermediate Sources	\$28,700,000.00	\$28,760,000.00	\$28,882,538.90	\$0.00	\$122,538.90
State Program Revenues	\$0.00	\$250,000.00	\$251,250.00	\$0.00	\$1,250.00
Total Revenues	<u>28,700,000.00</u>	<u>29,010,000.00</u>	<u>29,133,788.90</u>	<u>0.00</u>	<u>123,788.90</u>
<b>EXPENDITURES:</b>					
Debt Service:					
Debt Service - Principal on Long Term Debt	16,370,000.00	16,370,000.00	16,370,000.00	0.00	0.00
Debt Service - Interest on Long Term Debt	12,231,712.53	12,231,712.53	12,231,712.52	0.00	0.01
Debt Service - Bond Issuance Cost and Fees	10,000.00	10,000.00	4,400.00	0.00	5,600.00
Total Expenditures	<u>28,611,712.53</u>	<u>28,611,712.53</u>	<u>28,606,112.52</u>	<u>0.00</u>	<u>5,600.01</u>
Excess (Deficiency) of Revenues Over (Under) Expenditures	<u>88,287.47</u>	<u>398,287.47</u>	<u>527,676.38</u>	<u>0.00</u>	<u>129,388.91</u>
<b>OTHER FINANCING SOURCES (USES):</b>					
Capital Related Debt Issued (Regular Bonds)	0.00	0.00	0.00	0.00	0.00
Premium or Discount on Issuance of Bonds	0.00	0.00	0.00	0.00	0.00
Capital Debt Refund	0.00	0.00	0.00	0.00	0.00
Other(Uses)	0.00	310,000.00	(306,531.34)	0.00	0.00
Total Other Financing Sources (Uses)	<u>0.00</u>	<u>310,000.00</u>	<u>(306,531.34)</u>	<u>0.00</u>	<u>0.00</u>
Net Change in Fund Balances	88,287.47	708,287.47	221,145.04	0.00	129,388.91
Fund Balance - September 1 (Beginning)	<u>9,918,395.79</u>	<u>9,918,395.79</u>	<u>9,918,395.79</u>	<u>0.00</u>	<u>0.00</u>
Fund Balance	<u>\$10,006,683.26</u>	<u>\$10,626,683.26</u>	<u>\$10,139,540.83</u>	<u>\$0.00</u>	<u>\$129,388.91</u>

# Debt Service Remaining Budget Analysis











**College Station Independent School District**  
**Combined Statement of Revenues and Expenditures**  
**District Activity Funds**  
**For the Period September 1, 2019 - August 31, 2020.**

Location	Balance 09/01/19	Receipts	Expenses	Balance 08/31/20
A & M Consolidated High School	\$ 432,910.01	\$ 262,764.96	\$ 265,295.36	\$ 430,379.61
College View High School	47,887.86	10,657.97	24,539.35	34,006.48
College Station High School	275,993.83	321,055.30	241,486.13	355,563.00
College Station Middle School	59,494.49	70,132.34	66,861.76	62,765.07
A & M Middle School	99,643.10	76,847.53	61,807.06	114,683.57
Wellborn Middle School	4,883.42	52,688.58	40,849.69	16,722.31
South Knoll Elementary School	39,644.46	11,331.36	17,425.11	33,550.71
College Hills Elementary School	23,860.34	39,528.99	39,742.72	23,646.61
Southwood Valley Elementary School	19,390.87	18,609.17	25,917.94	12,082.10
Rock Prairie Elementary School	22,460.02	21,026.07	21,131.37	22,354.72
Pebble Creek Elementary School	36,719.92	114,845.91	97,738.84	53,826.99
Forest Ridge Elementary School	42,909.38	31,547.73	44,692.06	29,765.05
Creek View Elementary School	32,479.71	19,679.97	23,131.31	29,028.37
Greens Prairie Elementary School	61,577.81	69,809.69	56,540.35	74,847.15
Spring Creek Elementary School	15,058.85	27,910.60	27,818.44	15,151.01
River Bend Elementary School	1,000.00	42,839.20	39,763.31	4,075.89
Oakwood Intermediate School	54,834.51	65,242.89	71,306.66	48,770.74
Cypress Grove Intermediate School	54,021.06	57,397.99	61,805.48	49,613.57
Pecan Trail Intermediate School	44,877.43	56,903.96	61,814.20	39,967.19
<b>Subtotal-Campus Funds</b>	<b>1,369,647.07</b>	<b>1,370,820.21</b>	<b>1,289,667.14</b>	<b>1,450,800.14</b>
District-Wide Activity Fund	35,609.77	18,270.72	38,022.35	15,858.14
Barbara Bush Parent Center	52,221.58	265.00	4,998.03	47,488.55
Athletics	237,477.70	184,253.99	178,054.89	243,676.80
<b>Grand Totals</b>	<b>\$ 1,694,956.12</b>	<b>\$ 1,573,609.92</b>	<b>\$ 1,510,742.41</b>	<b>\$ 1,757,823.63</b>