

COLLEGE STATION ISD
BALANCE SHEET
HEAD START FUNDS -2055
09/30/14

	Headstart Fund
<hr/>	
ASSETS	
Cash and Cash Equivalents	(78,218.45)
Property Taxes	
Allowance for Uncollectible Taxes (Credit)	
Due from Other Governments	
Due from Other Funds	
Other Receivables	
Deferred Expenditures	
Inventories	
Total Assets	<u><u>(78,218.45)</u></u>
LIABILITIES AND FUND BALANCES	
Liabilities:	
Accounts Payable	119.04
Interest Payable-Current	
Payroll Deductions and Withholdings Payable	
Accrued Wages Payable	43,420.73
Due to Other Funds	79,473.02
Due to Other Governments	
Unearned Revenues	
Total Liabilities	<u>123,012.79</u>
DEFERRED INFLOWS OF RESOURCES	
Unavailable Revenue-Property taxes	0.00
Total Deferred Inflows of Resources	<u>0.00</u>
Fund Balances:	
Non-Spendable:	
Investments in Inventory	
Outstanding Encumbrances	
Restricted:	
Reported in the Head Start Fund	(201,231.24)
Committed:	
Construction	
Self Insurance	
Other Land	
Unreserved and Undesignated:	
Reported in the General Fund	
Total Fund Balances	<u><u>(201,231.24)</u></u>
Total Liabilities and Fund Balances	<u><u>(78,218.45)</u></u>

General Note:

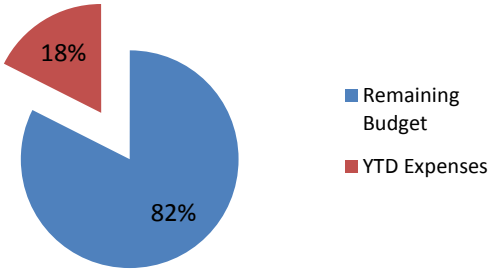
Head start funds are not reimbursed until a filing is made with Health and Human Services. There is a three day timing delay.

COLLEGE STATION INDEPENDENT SCHOOL DISTRICT
STATEMENT OF REVENUES, EXPENDITURES, AND CHANGES IN FUND BALANCE
BUDGET AND ACTUAL - HEADSTART FUND 2055
SEPTEMBER 1 - SEPTEMBER 30, 2014

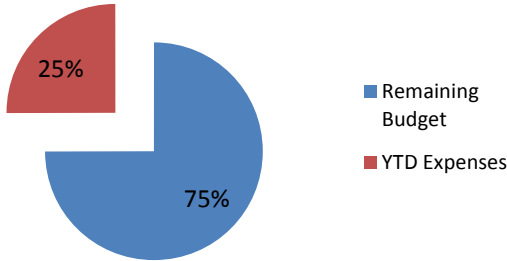
	Budgeted Amounts		Actual Amounts (GAAP Basis)	Variance With Final Budget Positive or (Negative)
	Original	Final		
REVENUES:				
Total Local and Intermediate Sources				0.00
State Program Revenues				0.00
Federal Program Revenues	2,025,139.00	2,025,139.00	145,075.91	(1,880,063.09)
Total Revenues	<u>2,025,139.00</u>	<u>2,025,139.00</u>	<u>145,075.91</u>	<u>(1,880,063.09)</u>
EXPENDITURES:				
Current:				
Payroll Costs	1,743,396.00	1,743,396.00	305,861.40	1,437,534.60
Contracted Services	81,538.00	81,538.00	20,411.23	61,126.77
Materials and Supplies	73,615.00	73,615.00	6,455.50	67,159.50
Other Operating Costs	126,590.00	126,590.00	13,579.02	113,010.98
Capital Outlay	0.00	0.00	0.00	0.00
Operating Transfers In	0.00	0.00	0.00	0.00
Total Expenditures	<u>2,025,139.00</u>	<u>2,025,139.00</u>	<u>346,307.15</u>	<u>1,678,831.85</u>
Excess (Deficiency) of Revenues Over (Under) Expenditures	<u>0.00</u>	<u>0.00</u>	<u>(201,231.24)</u>	<u>(201,231.24)</u>
OTHER FINANCING SOURCES (USES):				
Sale of Real and Personal Property	0.00	0.00	0.00	0.00
Capital Leases	0.00	0.00	0.00	0.00
Transfer In	0.00	0.00	0.00	0.00
Total Other Financing Sources (Uses)	<u>0.00</u>	<u>0.00</u>	<u>(201,231.24)</u>	<u>(201,231.24)</u>
Net Change in Fund Balances	0.00	0.00	(201,231.24)	(201,231.24)
Fund Balance - September 1 (Beginning)	<u>0.00</u>	<u>0.00</u>	<u>0.00</u>	<u>0.00</u>
Fund Balance	<u><u>0.00</u></u>	<u><u>0.00</u></u>	<u><u>(201,231.24)</u></u>	<u><u>(201,231.24)</u></u>

Headstart Expense Data - 2055

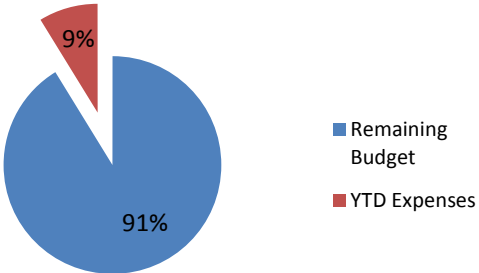
Payroll Costs



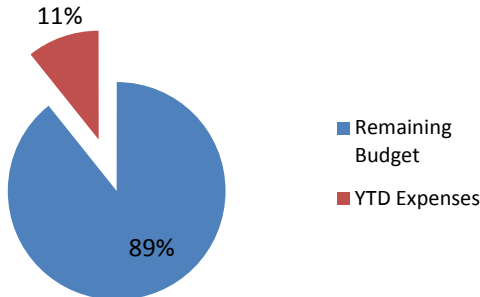
Contracted Services



Materials and Supplies



Other Operating Costs



Head Start Monthly Credit Card Transactions for Fund 2055 and Project 00

COLLEGE STATION ISD
 DATE: 10/03/2014
 TIME: 14:54:44

COLLEGE STATION INDEPENDENT SCHOOL DIST
 VENDOR PAYMENT HISTORY

PAGE NUMBER: 1
 ACCTPA31

SELECTION CRITERIA: (((transact.yr = "15")) AND ((transact.period = "1")) AND ((transact.key_orgn MATCHES "2055*")) AND ((transa

-----VENDOR-----	INVOICE PO	1099 P/F	CHECK DATE	CHECK NO	BUDGET CODE SUB PROJECT	-----DESCRIPTION-----	SALES TAX	AMOUNT
13737 CITIBANK CORPORATE CAR	0826 #9173	1 N	299926 09/24/14	2055210081124000-6411	JACKSON NHSA REG	0.00	340.00	
	0				AP-DRP14			
13737 CITIBANK CORPORATE CAR	0826 #9173	2 N	299926 09/24/14	2055210081124000-6411	JACKSON NHSA TRNING	0.00	150.00	
	0				AP-DRP14			
13737 CITIBANK CORPORATE CAR	0901 #9173	3 N	299926 09/24/14	2055210081124000-6411	JACKSON AA NHSA WDC	0.00	75.78	
	0				AP-DRP14			
13737 CITIBANK CORPORATE CAR	0901 #9173	4 N	299926 09/24/14	2055210081124000-6411	JACKSON AA WASH,DC	0.00	444.20	
	0				AP-DRP14			
TOTAL VENDOR						0.00	1009.98	
46199 KROGER SOUTHWEST KMA C	#243 2 IN	N	300019 09/24/14	2055117810224000-6499	#4243 HDST CYNTHIA GRIM	0.00	75.56	
	KR091403	F			APBPS			
46199 KROGER SOUTHWEST KMA C	#243 2 IN	N	300019 09/24/14	2055117810224000-6399	#4243 HDST CYNTHIA GRIM	0.00	15.96	
	KR091403	F			APBPS			
46199 KROGER SOUTHWEST KMA C	#243 2 INV	N	300019 09/24/14	2055117810224000-6499	#43 HDST CYNTHIA GR	0.00	64.59	
	KR091402	F			APBPS			
46199 KROGER SOUTHWEST KMA C	#243 039256	N	300019 09/24/14	2055117810224000-6499	#4243 HDST CYNTHIA GRIM	0.00	21.56	
	KR091404	F			APBPS			
46199 KROGER SOUTHWEST KMA C	#243 2 INV	N	300019 09/24/14	2055117810224000-6499	#4243 HDST CYNTHIA GRIM	0.00	21.31	
	KR091401	F			APBPS			
46199 KROGER SOUTHWEST KMA C	#243 2 INV	N	300019 09/24/14	2055117810224000-6499	#243 HST CH C.GRIMES	0.00	72.02	
	KR091401	F			APBPS			
TOTAL VENDOR						0.00	271.00	
9713 OFFICE MAX NORTH AMERI	#49 913787	N	299742 09/18/14	2055117810224000-6399	HST CH C.GRIMES SUPP	0.00	73.28	
	0				APBPS			
9713 OFFICE MAX NORTH AMERI	#49 973865	N	299743 09/18/14	2055117810224000-6399	HST CH C.GRIMES SUPP	0.00	31.23	
	0				APBPS			
9713 OFFICE MAX NORTH AMERI	#50 973867	N	299744 09/18/14	2055117910424000-6399	HST SV M.SANCHEZ SUPP	0.00	149.25	
	0				APBPS			
9713 OFFICE MAX NORTH AMERI	#51 066097	N	300052 09/24/14	2055327710424000-6399	#51 HST SV SUP GAMEZ	0.00	52.05	
	0				APBPS			
9713 OFFICE MAX NORTH AMERI	#51 132127	N	300053 09/24/14	2055327710424000-6399	#51 HST SV L.GAMEZ	0.00	28.94	
	0				APBPS			
9713 OFFICE MAX NORTH AMERI	#51 132128	N	300054 09/24/14	2055327710424000-6399	#51 HST SV L.GAMEZ	0.00	19.87	
	0				APBPS			
9713 OFFICE MAX NORTH AMERI	#80 193294	N	300062 09/24/14	2055117610424000-6399	#80 HST SV SUP BISHOP	0.00	31.59	
	0				APBPS			
TOTAL VENDOR						0.00	386.21	
TOTAL REPORT						0.00	1667.19	

Head Start Monthly Credit Card Transactions for Fund 2055 and Project EH

COLLEGE STATION ISD
 DATE: 10/03/2014
 TIME: 14:55:00

COLLEGE STATION INDEPENDENT SCHOOL DIST
 VENDOR PAYMENT HISTORY

PAGE NUMBER: 1
 ACCTPA31

SELECTION CRITERIA: (((transact.yr = "15")) AND ((transact.period = "1")) AND ((transact.key_orgn MATCHES "2055*")) AND ((transa

VENDOR	INVOICE PO	1099 P/F	CHECK DATE	CHECK NO	BUDGET CODE SUB PROJECT	-----DESCRIPTION----- CONTROL	SALES TAX	AMOUNT
13737	CITIBANK CORPORATE CAR 0		0825 #9124 1 N	299926	20551300811240EH-6411	BARRETT TEACHSTONE AP-DRP14	0.00	850.00
13737	CITIBANK CORPORATE CAR 0		0827 #9157 1 N	299926	20551300811240EH-6411	HODGE GATLINBRG 9/22 AP-DRP14	0.00	73.29
13737	CITIBANK CORPORATE CAR 0		0827 #9157 2 N	299926	20551300811240EH-6411	BARRETT GATLINBRG 9/22 AP-DRP14	0.00	73.29
13737	CITIBANK CORPORATE CAR 0		0827 #9157 3 N	299926	20551300811240EH-6411	MARTIN GATLINBRG 9/22 AP-DRP14	0.00	73.29
13737	CITIBANK CORPORATE CAR 0		0827 #9157 4 N	299926	20551300811240EH-6411	HODGE T/TAS GATLINBRG AP-DRP14	0.00	500.00
13737	CITIBANK CORPORATE CAR 0		0827 #9165 1 N	299926	20552100811240EH-6411	JACKSON GATLINBG 9/22 AP-DRP14	0.00	73.29
13737	CITIBANK CORPORATE CAR 0		0828 #9157 5 N	299926	20551300811240EH-6411	HODGE T/TAS GATLINBG AP-DRP14	0.00	175.00
13737	CITIBANK CORPORATE CAR 0		0901 #9157 6 N	299926	20551300811240EH-6411	BARRETT - AA - 9/23 AP-DRP14	0.00	360.20
13737	CITIBANK CORPORATE CAR 0		0901 #9165 3 N	299926	20552100811240EH-6411	JACKSON AA GATLINBRG AP-DRP14	0.00	340.20
13737	CITIBANK CORPORATE CAR 0		0927 #9165 2 N	299926	20552100811240EH-6411	JACKSON T/TAS AP-DRP14	0.00	250.00
TOTAL VENDOR							0.00	2768.56
46199	KROGER SOUTHWEST KMA C		#276 70970+1 N	300019	2055130F101240EH-6399	#4276 EHS CHRISTY TUCKE APBPS	0.00	60.14
46199	KROGER SOUTHWEST KMA C		#276 70970+1 N	300019	2055130F101240EH-6499	#4276 EHS CHRISTY TUCKE APBPS	0.00	14.96
46199	KROGER SOUTHWEST KMA C		#300 159834 N	300019	2055610F101240EH-6499	#4300 EHS EMILY MARTIN APBPS	0.00	42.08
TOTAL VENDOR							0.00	117.18
9713	OFFICE MAX NORTH AMERI 0		#67 132126 N	300059	2055610F101240EH-6399	#67 EHS SUPP TUCKER APBPS	0.00	24.90
9713	OFFICE MAX NORTH AMERI 0		#67 132132 N	300060	2055610F101240EH-6399	#67 EHS SUPP TUCKER APBPS	0.00	85.00
TOTAL VENDOR							0.00	109.90
TOTAL REPORT							0.00	2995.64