

Head Start Monthly Credit Card Transactions for Fund 2059 and Project 00

Head Start Monthly Credit Card Transactions for Fund 2059 and Project EH

COLLEGE STATION ISD
 DATE: 08/07/2019
 TIME: 09:00:59

COLLEGE STATION INDEPENDENT SCHOOL DIST
 VENDOR PAYMENT HISTORY

PAGE NUMBER: 1
 ACTPPA31

SELECTION CRITERIA: (((transact.yr = "19")) AND ((transact.period = "11")) AND ((transact.key_orgn MATCHES "2059*")) AND ((transa

INVOICE	1099	CHECK	NO	BUDGET	CODE	CONTROL	DESCRIPTION	SALES	TAX	AMOUNT		
PO	P/F	DATE	PROJECT									
10976	HEB	GROCERY	COMPANY	#17	594373	M	2059130F101240EH-6399	#17	HST	SUPPLIES C.TUCK	0.00	142.00
				HB059066		F		AP	BW			
10976	HEB	GROCERY	COMPANY	#17	594373	M	2059130F101240EH-6399	#17	HST	SUPPLIES C.TUCK	0.00	-142.00
				HB059066		F		AP	BW			
10976	HEB	GROCERY	COMPANY	#17	594373	M	376176	#17	HST	FOOD C.TUCKER	0.00	101.63
				HB059066		F	07/10/19	AP	BW			
10976	HEB	GROCERY	COMPANY	#17	594379	M	376176	#17	HST	SUPPLIES C.TUCK	0.00	142.00
				HB059066		F	07/10/19	AP	BW			
TOTAL	VENDOR										0.00	243.63
TOTAL	REPORT										0.00	243.63

Head Start Monthly Credit Card Transactions for Fund 2050 and Project 00

COLLEGE STATION ISD
 DATE: 08/07/2019
 TIME: 09:02:07

COLLEGE STATION INDEPENDENT SCHOOL DIST
 VENDOR PAYMENT HISTORY

PAGE NUMBER: 1
 ACCTPA31

SELECTION CRITERIA: (((Transact.Yr = "19")) AND ((Transact.Period = "11")) AND ((Transact.Key_Orgn MATCHES "2050*")) AND ((Transa

-----VENDOR-----	INVOICE	1099	CHECK	NO	BUDGET	CODE	-----DESCRIPTION-----	SALES	AMOUNT		
	PO	P/F	DATE		PROJECT		CONTROL	TAX			
13737	CITIBANK CORPORATE CAR	0	0724	9108	1	N	V5080	2050210081124000-6399	6/18WEISSURVEYMONKEY	0.00	204.67
13737	CITIBANK CORPORATE CAR	0	0724	9124	1	N	V5080	205013PD81124000-6399	AP CITI	0.00	125.00
13737	CITIBANK CORPORATE CAR	0	0724	9165	1	N	V5080	205013PD81124000-6399	6/31UBANSKITEACHSTONE	0.00	125.00
13737	CITIBANK CORPORATE CAR	0	0724	9173	1	N	V5080	2050210081124000-6411	AP CITI	0.00	458.99
13737	CITIBANK CORPORATE CAR	0	0724	9173	2	N	V5080	2050210081124000-6411	6/5HEATH AMERICAN IN	0.00	637.50
13737	CITIBANK CORPORATE CAR	0	0724	9173	3	N	V5080	2050210081124000-6411	AP CITI	0.00	637.50
TOTAL VENDOR									6/18WEITHHGGJONES REG	0.00	2188.66
TOTAL REPORT									6/18WEISSHGJONES REG	0.00	2188.66

Head Start Monthly Credit Card Transactions for Fund 2050 and Project EH

COLLEGE STATION ISD
 DATE: 08/07/2019
 TIME: 09:02:44

COLLEGE STATION INDEPENDENT SCHOOL DIST
 VENDOR PAYMENT HISTORY

PAGE NUMBER: 1
 ACCTPA31

SELECTION CRITERIA: (((transact.yr = "19")) AND ((transact.period = "11")) AND ((transact.key_orgn MATCHES "2050*")) AND ((transa

-----VENDOR-----	INVOICE	1099	CHECK	NO	BUDGET	CODE	-----DESCRIPTION-----	SALES	TAX	AMOUNT	
PO	P/F	DATE	PROJECT	CONTROL							
13737	CITIBANK CORPORATE CAR	0	0724	9108	1	N	V5080	2050210F811240EH-6399	6/10WEISSURVEYMONKEY	0.00	204.68
13737	CITIBANK CORPORATE CAR	0	0724	9173	2	N	V5080	20502100811240EH-6411	6/18HEATHRGJONES REG	0.00	212.50
13737	CITIBANK CORPORATE CAR	0	0724	9173	3	N	V5080	20502100811240EH-6411	6/18WEISSRGJONES REG	0.00	212.50
13737	CITIBANK CORPORATE CAR	0	0724	9199	1	N	V5080	20501300811240EH-6411	6/25 WEST SPRINGHILL	0.00	385.20
TOTAL VENDOR										0.00	1014.88
11475	HOME DEPOT CREDIT SERV	0	2023	290		N	376719	2050130F101240EH-6399	#14 EHS TUCKER	0.00	94.69
11475	HOME DEPOT CREDIT SERV	0	5022	628		N	376719	2050130F101240EH-6399	#14 EHS TUCKER	0.00	71.49
TOTAL VENDOR										0.00	166.18
TOTAL REPORT										0.00	1181.06

COLLEGE STATION ISD
BALANCE SHEET
HEAD START FUNDS -2059
07/31/19

	Headstart Fund
<hr/>	
ASSETS	
Cash and Cash Equivalents	0.00
Property Taxes	
Allowance for Uncollectible Taxes (Credit)	
Due from Other Governments	145,925.29
Due from Other Funds	
Other Receivables	
Deferred Expenditures	
Inventories	
Total Assets	<u>145,925.29</u>
LIABILITIES AND FUND BALANCES	
Liabilities:	
Accounts Payable	0.00
Interest Payable-Current	
Payroll Deductions and Withholdings Payable	
Accrued Wages Payable	93,129.02
Due to Other Funds	145,925.29
Due to Other Governments	
Unearned Revenues	
Total Liabilities	<u>239,054.31</u>
DEFERRED INFLOWS OF RESOURCES	
Unavailable Revenue-Property taxes	0.00
Total Deferred Inflows of Resources	<u>0.00</u>
Fund Balances:	
Non-Spendable:	
Investments in Inventory	
Outstanding Encumbrances	
Restricted:	
Reported in the Head Start Fund	(93,129.02)
Committed:	
Construction	
Self Insurance	
Other Land	
Unreserved and Undesignated:	
Reported in the General Fund	
Total Fund Balances	<u>(93,129.02)</u>
Total Liabilities and Fund Balances	<u>145,925.29</u>

General Note:

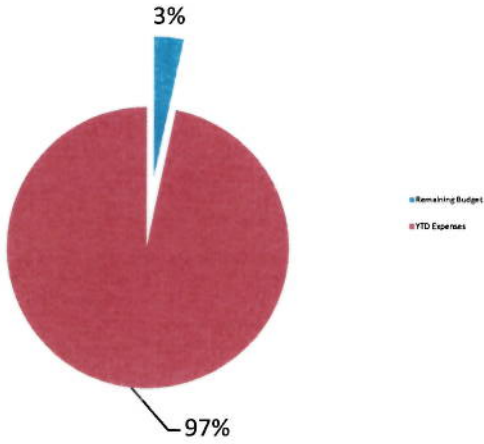
Head start funds are not reimbursed until a filing is made with Health and Human Services.
There is a three day timing delay.

COLLEGE STATION INDEPENDENT SCHOOL DISTRICT
STATEMENT OF REVENUES, EXPENDITURES, AND CHANGES IN FUND BALANCE
BUDGET AND ACTUAL - HEADSTART FUND 2059
JULY 1, 2018 - JULY 31, 2019

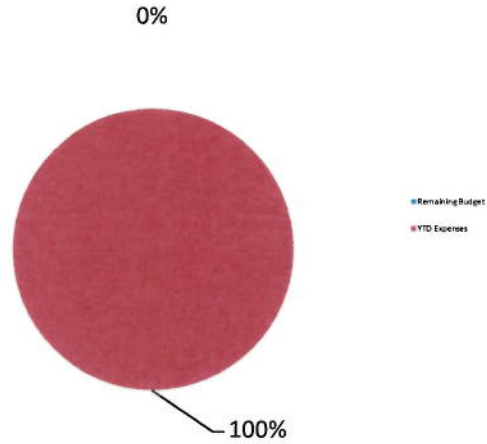
	Budgeted Amounts		Actual Amounts (GAAP Basis)	Variance With Final Budget Positive or (Negative)
	Original	Final		
REVENUES:				
Total Local and Intermediate Sources	0.00	0.00	618.81	618.81
State Program Revenues	0.00	0.00	0.00	0.00
Federal Program Revenues	0.00	2,336,385.00	2,209,234.89	(127,150.11)
Total Revenues	0.00	2,336,385.00	2,209,853.70	(126,531.30)
EXPENDITURES:				
Current:				
Payroll Costs	0.00	1,855,280.00	1,794,216.55	61,063.45
Contracted Services	0.00	178,816.00	184,260.41	(5,444.41)
Materials and Supplies	0.00	178,581.00	207,857.43	(29,276.43)
Other Operating Costs	0.00	123,708.00	116,648.33	7,059.67
Capital Outlay	0.00	0.00	0.00	0.00
Operating Transfers In	0.00	0.00	0.00	0.00
Total Expenditures	0.00	2,336,385.00	2,302,982.72	33,402.28
Excess (Deficiency) of Revenues Over (Under) Expenditures	0.00	0.00	(93,129.02)	(93,129.02)
OTHER FINANCING SOURCES (USES):				
Sale of Real and Personal Property	0.00	0.00	0.00	0.00
Capital Leases	0.00	0.00	0.00	0.00
Transfer In	0.00	0.00	0.00	0.00
Total Other Financing Sources (Uses)	0.00	0.00	(93,129.02)	(93,129.02)
Net Change in Fund Balances	0.00	0.00	(93,129.02)	(93,129.02)
Fund Balance - September 1 (Beginning)	0.00	0.00	0.00	0.00
Fund Balance	0.00	0.00	(93,129.02)	(93,129.02)

Headstart Expense Data - 2059

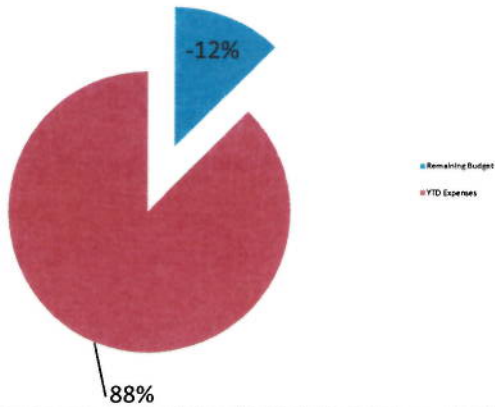
Payroll Costs



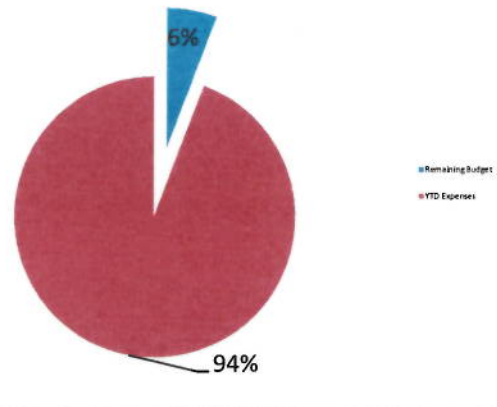
Contracted Services



Materials and Supplies



Other Operating Costs



COLLEGE STATION ISD
BALANCE SHEET
HEAD START FUNDS -2050
07/31/19

	Headstart Fund
ASSETS	
Cash and Cash Equivalents	0.00
Property Taxes	
Allowance for Uncollectible Taxes (Credit)	
Due from Other Governments	85,922.00
Due from Other Funds	
Other Receivables	
Deferred Expenditures	
Inventories	
Total Assets	85,922.00
LIABILITIES AND FUND BALANCES	
Liabilities:	
Accounts Payable	1,773.29
Interest Payable-Current	
Payroll Deductions and Withholdings Payable	
Accrued Wages Payable	0.00
Due to Other Funds	85,922.00
Due to Other Governments	
Unearned Revenues	
Total Liabilities	87,695.29
DEFERRED INFLOWS OF RESOURCES	
Unavailable Revenue-Property taxes	0.00
Total Deferred Inflows of Resources	0.00
Fund Balances:	
Non-Spendable:	
Investments in Inventory	
Outstanding Encumbrances	
Restricted:	
Reported in the Head Start Fund	(1,773.29)
Committed:	
Construction	
Self Insurance	
Other Land	
Unreserved and Undesignated:	
Reported in the General Fund	
Total Fund Balances	(1,773.29)
Total Liabilities and Fund Balances	85,922.00

General Note:

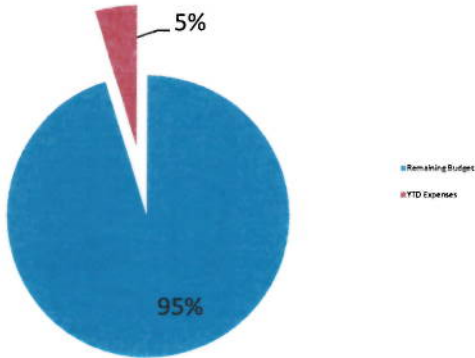
Head start funds are not reimbursed until a filing is made with Health and Human Services. There is a three day timing delay.

COLLEGE STATION INDEPENDENT SCHOOL DISTRICT
STATEMENT OF REVENUES, EXPENDITURES, AND CHANGES IN FUND BALANCE
BUDGET AND ACTUAL - HEADSTART FUND 2050
JULY 1, 2019 - JULY 31, 2019

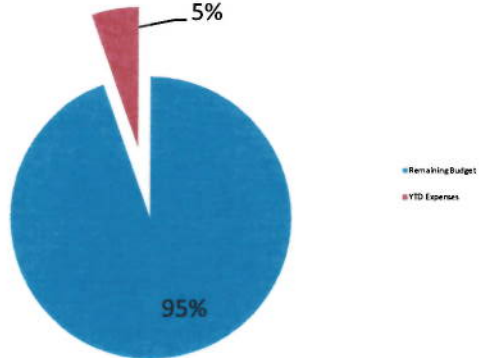
	Budgeted Amounts		Actual Amounts (GAAP Basis)	Variance With Final Budget Positive or (Negative)
	Original	Final		
REVENUES:				
Total Local and Intermediate Sources	0.00	0.00	0.00	0.00
State Program Revenues	0.00	0.00	0.00	0.00
Federal Program Revenues	0.00	2,449,531.00	114,274.24	(2,335,256.76)
Total Revenues	0.00	2,449,531.00	114,274.24	(2,335,256.76)
EXPENDITURES:				
Current:				
Payroll Costs	0.00	1,884,031.00	90,349.03	1,793,681.97
Contracted Services	0.00	178,657.00	9,716.28	168,940.72
Materials and Supplies	0.00	286,651.00	12,816.67	273,834.33
Other Operating Costs	0.00	100,192.00	3,165.55	97,026.45
Capital Outlay	0.00		0.00	0.00
Operating Transfers In	0.00	0.00	0.00	0.00
Total Expenditures	0.00	2,449,531.00	116,047.53	2,333,483.47
Excess (Deficiency) of Revenues Over (Under) Expenditures	0.00	0.00	(1,773.29)	(1,773.29)
OTHER FINANCING SOURCES (USES):				
Sale of Real and Personal Property	0.00	0.00	0.00	0.00
Capital Leases	0.00	0.00	0.00	0.00
Transfer In	0.00	0.00	0.00	0.00
Total Other Financing Sources (Uses)	0.00	0.00	(1,773.29)	(1,773.29)
Net Change in Fund Balances	0.00	0.00	(1,773.29)	(1,773.29)
Fund Balance - September 1 (Beginning)	0.00	0.00	0.00	0.00
Fund Balance	0.00	0.00	(1,773.29)	(1,773.29)

Headstart Expense Data - 2050

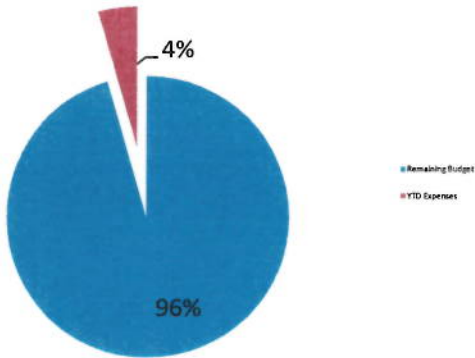
Payroll Costs



Contracted Services



Materials and Supplies



Other Operating Costs

