

COLLEGE STATION ISD
BALANCE SHEET
HEAD START FUNDS -2056
08/31/15

	Headstart Fund
<hr/>	
ASSETS	
Cash and Cash Equivalents	(91.86)
Property Taxes	
Allowance for Uncollectible Taxes (Credit)	
Due from Other Governments	
Due from Other Funds	
Other Receivables	146,433.13
Deferred Expenditures	
Inventories	
Total Assets	<u>146,341.27</u>
LIABILITIES AND FUND BALANCES	
Liabilities:	
Accounts Payable	2,551.68
Interest Payable-Current	
Payroll Deductions and Withholdings Payable	
Accrued Wages Payable	0.00
Due to Other Funds	146,433.13
Due to Other Governments	
Unearned Revenues	
Total Liabilities	<u>148,984.81</u>
DEFERRED INFLOWS OF RESOURCES	
Unavailable Revenue-Property taxes	0.00
Total Deferred Inflows of Resources	<u>0.00</u>
Fund Balances:	
Non-Spendable:	
Investments in Inventory	
Outstanding Encumbrances	
Restricted:	
Reported in the Head Start Fund	(2,643.54)
Committed:	
Construction	
Self Insurance	
Other Land	
Unreserved and Undesignated:	
Reported in the General Fund	
Total Fund Balances	<u>(2,643.54)</u>
Total Liabilities and Fund Balances	<u>146,341.27</u>

General Note:

Head start funds are not reimbursed until a filing is made with Health and Human Services. There is a three day timing delay.

COLLEGE STATION INDEPENDENT SCHOOL DISTRICT
STATEMENT OF REVENUES, EXPENDITURES, AND CHANGES IN FUND BALANCE
BUDGET AND ACTUAL - HEADSTART FUND 2056
SEPTEMBER 1 - AUGUST 31, 2015

	Budgeted Amounts		Actual Amounts (GAAP Basis)	Variance With Final Budget Positive or (Negative)
	Original	Final		
REVENUES:				
Total Local and Intermediate Sources	0.00	0.00	0.00	0.00
State Program Revenues	0.00	0.00	0.00	0.00
Federal Program Revenues	0.00	0.00	173,530.15	173,530.15
Total Revenues	0.00	0.00	173,530.15	173,530.15
EXPENDITURES:				
Current:				
Payroll Costs	0.00	0.00	123,754.04	(123,754.04)
Contracted Services	0.00	0.00	23,049.05	(23,049.05)
Materials and Supplies	0.00	0.00	16,473.72	(16,473.72)
Other Operating Costs	0.00	0.00	12,896.88	(12,896.88)
Capital Outlay	0.00	0.00	0.00	0.00
Operating Transfers In	0.00	0.00	0.00	0.00
Total Expenditures	0.00	0.00	176,173.69	(176,173.69)
Excess (Deficiency) of Revenues Over (Under) Expenditures	0.00	0.00	(2,643.54)	(2,643.54)
OTHER FINANCING SOURCES (USES):				
Sale of Real and Personal Property	0.00	0.00	0.00	0.00
Capital Leases	0.00	0.00	0.00	0.00
Transfer In	0.00	0.00	0.00	0.00
Total Other Financing Sources (Uses)	0.00	0.00	(2,643.54)	(2,643.54)
Net Change in Fund Balances	0.00	0.00	(2,643.54)	(2,643.54)
Fund Balance - September 1 (Beginning)	0.00	0.00	0.00	0.00
Fund Balance	0.00	0.00	(2,643.54)	(2,643.54)

COLLEGE STATION ISD
BALANCE SHEET
HEAD START FUNDS -2056
08/31/15

	Headstart Fund
<hr/>	
ASSETS	
Cash and Cash Equivalents	(91.86)
Property Taxes	
Allowance for Uncollectible Taxes (Credit)	
Due from Other Governments	
Due from Other Funds	
Other Receivables	146,433.13
Deferred Expenditures	
Inventories	
Total Assets	<u>146,341.27</u>
LIABILITIES AND FUND BALANCES	
Liabilities:	
Accounts Payable	2,551.68
Interest Payable-Current	
Payroll Deductions and Withholdings Payable	
Accrued Wages Payable	0.00
Due to Other Funds	146,433.13
Due to Other Governments	
Unearned Revenues	
Total Liabilities	<u>148,984.81</u>
DEFERRED INFLOWS OF RESOURCES	
Unavailable Revenue-Property taxes	0.00
Total Deferred Inflows of Resources	<u>0.00</u>
Fund Balances:	
Non-Spendable:	
Investments in Inventory	
Outstanding Encumbrances	
Restricted:	
Reported in the Head Start Fund	(2,643.54)
Committed:	
Construction	
Self Insurance	
Other Land	
Unreserved and Undesignated:	
Reported in the General Fund	
Total Fund Balances	<u>(2,643.54)</u>
Total Liabilities and Fund Balances	<u>146,341.27</u>

General Note:

Head start funds are not reimbursed until a filing is made with Health and Human Services. There is a three day timing delay.


COLLEGE STATION INDEPENDENT SCHOOL DISTRICT
STATEMENT OF REVENUES, EXPENDITURES, AND CHANGES IN FUND BALANCE
BUDGET AND ACTUAL - HEADSTART FUND 2056
SEPTEMBER 1 - AUGUST 31, 2015

	Budgeted Amounts		Actual Amounts (GAAP Basis)	Variance With Final Budget Positive or (Negative)
	Original	Final		
REVENUES:				
Total Local and Intermediate Sources	0.00	0.00	0.00	0.00
State Program Revenues	0.00	0.00	0.00	0.00
Federal Program Revenues	0.00	0.00	173,530.15	173,530.15
Total Revenues	<u>0.00</u>	<u>0.00</u>	<u>173,530.15</u>	<u>173,530.15</u>
EXPENDITURES:				
Current:				
Payroll Costs	0.00	0.00	123,754.04	(123,754.04)
Contracted Services	0.00	0.00	23,049.05	(23,049.05)
Materials and Supplies	0.00	0.00	16,473.72	(16,473.72)
Other Operating Costs	0.00	0.00	12,896.88	(12,896.88)
Capital Outlay	0.00	0.00	0.00	0.00
Operating Transfers In	0.00	0.00	0.00	0.00
Total Expenditures	<u>0.00</u>	<u>0.00</u>	<u>176,173.69</u>	<u>(176,173.69)</u>
Excess (Deficiency) of Revenues Over (Under) Expenditures	<u>0.00</u>	<u>0.00</u>	<u>(2,643.54)</u>	<u>(2,643.54)</u>
OTHER FINANCING SOURCES (USES):				
Sale of Real and Personal Property	0.00	0.00	0.00	0.00
Capital Leases	0.00	0.00	0.00	0.00
Transfer In	0.00	0.00	0.00	0.00
Total Other Financing Sources (Uses)	<u>0.00</u>	<u>0.00</u>	<u>(2,643.54)</u>	<u>(2,643.54)</u>
Net Change in Fund Balances	0.00	0.00	(2,643.54)	(2,643.54)
Fund Balance - September 1 (Beginning)	<u>0.00</u>	<u>0.00</u>	<u>0.00</u>	<u>0.00</u>
Fund Balance	<u><u>0.00</u></u>	<u><u>0.00</u></u>	<u><u>(2,643.54)</u></u>	<u><u>(2,643.54)</u></u>

Headstart Expense Data - 2056

Payroll Costs


0%



- Remaining Budget
- YTD Expenses

Contracted Services


0%



- Remaining Budget
- YTD Expenses

Materials and Supplies


0%



- Remaining Budget
- YTD Expenses

Other Operating Costs

0%



- Remaining Budget
- YTD Expenses

COLLEGE STATION ISD
BALANCE SHEET
HEAD START FUNDS -2055
08/31/15

	Headstart Fund
<hr/>	
ASSETS	
Cash and Cash Equivalents	
Property Taxes	
Allowance for Uncollectible Taxes (Credit)	
Due from Other Governments	
Due from Other Funds	
Other Receivables	
Deferred Expenditures	
Inventories	
Total Assets	<u>0.00</u>
LIABILITIES AND FUND BALANCES	
Liabilities:	
Accounts Payable	
Interest Payable-Current	
Payroll Deductions and Withholdings Payable	
Accrued Wages Payable	
Due to Other Funds	
Due to Other Governments	
Unearned Revenues	
Total Liabilities	<u>0.00</u>
DEFERRED INFLOWS OF RESOURCES	
Unavailable Revenue-Property taxes	0.00
Total Deferred Inflows of Resources	<u>0.00</u>
Fund Balances:	
Non-Spendable:	
Investments in Inventory	
Outstanding Encumbrances	
Restricted:	
Reported in the Head Start Fund	
Committed:	
Construction	
Self Insurance	
Other Land	
Unreserved and Undesignated:	
Reported in the General Fund	
Total Fund Balances	<u>0.00</u>
Total Liabilities and Fund Balances	<u>0.00</u>

General Note:


Head start funds are not reimbursed until a filing is made with Health and Human Services. There is a three day timing delay.

COLLEGE STATION INDEPENDENT SCHOOL DISTRICT
STATEMENT OF REVENUES, EXPENDITURES, AND CHANGES IN FUND BALANCE
BUDGET AND ACTUAL - HEADSTART FUND 2055
SEPTEMBER 1 - AUGUST 31, 2015

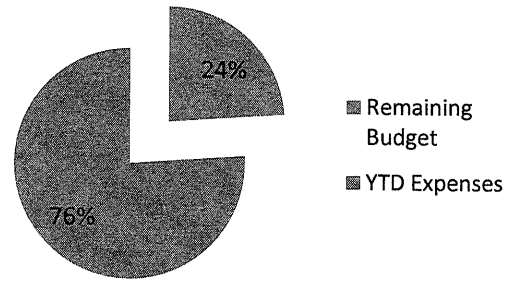
	Budgeted Amounts		Actual Amounts (GAAP Basis)	Variance With Final Budget Positive or (Negative)
	Original	Final		
REVENUES:				
Total Local and Intermediate Sources	0.00	0.00	33.25	33.25
State Program Revenues	0.00	0.00	0.00	0.00
Federal Program Revenues	<u>2,025,139.00</u>	<u>2,025,139.00</u>	<u>2,025,139.00</u>	<u>0.00</u>
Total Revenues	<u>2,025,139.00</u>	<u>2,025,139.00</u>	<u>2,025,172.25</u>	<u>33.25</u>
EXPENDITURES:				
Current:				
Payroll Costs	1,743,396.00	1,743,396.00	1,793,911.78	(50,515.78)
Contracted Services	81,538.00	81,538.00	62,067.57	19,470.43
Materials and Supplies	73,615.00	73,615.00	135,216.18	(61,601.18)
Other Operating Costs	126,590.00	126,590.00	85,239.87	41,350.13
Capital Outlay	0.00	0.00	0.00	0.00
Operating Transfers In	0.00	0.00	0.00	0.00
Total Expenditures	<u>2,025,139.00</u>	<u>2,025,139.00</u>	<u>2,076,435.40</u>	<u>(51,296.40)</u>
Excess (Deficiency) of Revenues Over (Under) Expenditures	<u>0.00</u>	<u>0.00</u>	<u>(51,263.15)</u>	<u>(51,263.15)</u>
OTHER FINANCING SOURCES (USES):				
Sale of Real and Personal Property	0.00	0.00	0.00	0.00
Capital Leases	0.00	0.00	0.00	0.00
Headstart Refund	0.00	0.00	51,263.15	51,263.15
Transfer In	<u>0.00</u>	<u>0.00</u>	<u>0.00</u>	<u>0.00</u>
Total Other Financing Sources (Uses)	<u>0.00</u>	<u>0.00</u>	<u>0.00</u>	<u>0.00</u>
Net Change in Fund Balances	0.00	0.00	0.00	0.00
Fund Balance - September 1 (Beginning)	<u>0.00</u>	<u>0.00</u>	<u>0.00</u>	<u>0.00</u>
Fund Balance	<u>0.00</u>	<u>0.00</u>	<u>0.00</u>	<u>0.00</u>

Headstart Expense Data - 2055


Payroll Costs



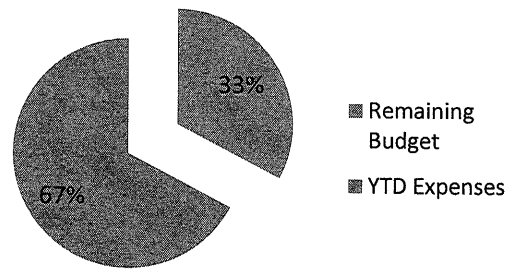
Contracted Services



Materials and Supplies



Other Operating Costs



Head Start Monthly Credit Card Transactions for Fund 2056 and Project 00

COLLEGE STATION ISD
 DATE: 09/01/2015
 TIME: 09:53:44

COLLEGE STATION INDEPENDENT SCHOOL DIST
 VENDOR PAYMENT HISTORY

PAGE NUMBER: 1
 ACCTPA31

SELECTION CRITERIA: (((transact.yr = "15")) AND ((transact.period = "12")) AND ((transact.key_orgn MATCHES "2056*")) AND ((transa

-----VENDOR-----	INVOICE PO	1099 P/F	CHECK NO	BUDGET CODE	-----DESCRIPTION-----	SALES TAX	AMOUNT
			DATE	SUB PROJECT	CONTROL		
13737	CITIBANK CORPORATE CAR 0	0812 #8902 1 N	314381 08/13/15	2056110010124000-6311	TX TAG APCITI2	0.00	6.09
13737	CITIBANK CORPORATE CAR 0	0812 #9108 1 N	314381 08/13/15	2056210081124000-6411	JACKSON WYNDAM 6/28 APCITI2	0.00	655.76
13737	CITIBANK CORPORATE CAR 0	0812 #9124 1 N	314381 08/13/15	2056130081124000-6411	GRIMES/MASON WESTIN APCITI2	0.00	898.57
13737	CITIBANK CORPORATE CAR 0	0812 #9124 2 N	314381 08/13/15	2056130081124000-6411	POLK/PACE PKG WESTIN APCITI2	0.00	96.00
13737	CITIBANK CORPORATE CAR 0	0812 #9124 3 N	314381 08/13/15	2056130081124000-6411	HARSN/OLGA WESTIN 7/6 APCITI2	0.00	834.57
13737	CITIBANK CORPORATE CAR 0	0812 #9124 4 N	314381 08/13/15	2056130081124000-6411	POLK/PACE WESTIN 7/6 APCITI2	0.00	469.38
13737	CITIBANK CORPORATE CAR 0	0812 #9124 5 N	314381 08/13/15	2056130081124000-6411	WESTIN 7/15 APCITI2	0.00	365.19
13737	CITIBANK CORPORATE CAR 0	0812 #9124 6 N	314381 08/13/15	2056130081124000-6411	WESTIN CREDIT 7/14 APCITI2	0.00	-365.19
13737	CITIBANK CORPORATE CAR 15012198	0812 #9132 1 N	314381 08/13/15	2056130081124000-6399	2015 NATIONAL FAMILY EN APCITI2	0.00	75.00
13737	CITIBANK CORPORATE CAR 0	0812 #9173 1 N	314381 08/13/15	2056130081124000-6411	RICE UNITED 7/13 APCITI2	0.00	25.00
13737	CITIBANK CORPORATE CAR 0	0812 #9173 2 N	314381 08/13/15	2056130081124000-6411	RICE CROWNPLZ 7/13 APCITI2	0.00	728.76
13737	CITIBANK CORPORATE CAR 0	0812 #9173 3 N	314381 08/13/15	2056130081124000-6411	RICE EASTERWDAIR 7/13 APCITI2	0.00	35.00
TOTAL VENDOR						0.00	3824.13
39722	HOBBY LOBBY STORES INC 15012103	#07 2 INV	314429 08/13/15	2056110F10124000-6399	50585563 CR SANCHEZ APBPS	0.00	-19.94
39722	HOBBY LOBBY STORES INC 15012103	#07 2 INV	314429 08/13/15	2056110F10124000-6399	50436667 SANCHEZ CH APBPS	0.00	95.04
39722	HOBBY LOBBY STORES INC 15012156	#08 50560280 N	314430 08/13/15	2056130081124000-6399	STAFF DEVELOPMENT SUPPL APBPS	0.00	20.06
TOTAL VENDOR						0.00	95.16
TOTAL REPORT						0.00	3919.29

Head Start Monthly Credit Card Transactions for Fund 2056 and Project EH

COLLEGE STATION ISD
 DATE: 09/01/2015
 TIME: 09:54:50

COLLEGE STATION INDEPENDENT SCHOOL DIST
 VENDOR PAYMENT HISTORY

PAGE NUMBER: 1
 ACCTPA31

SELECTION CRITERIA: (((transact.yr = "15")) AND ((transact.period = "12")) AND ((transact.key_orign MATCHES "2056*")) AND ((transa

-----VENDOR-----	INVOICE PO	1099 P/F	CHECK NO	BUDGET CODE	CONTROL	SALES TAX	AMOUNT
13737 CITIBANK CORPORATE CAR	0812 #91116 1 N	314381	08/13/15	20561300811240EH-6411	WEST HILTON 7/6 APCITI2	0.00	428.00
13737 CITIBANK CORPORATE CAR	0812 #91116 2 N	314381	08/13/15	20561300811240EH-6411	WEST HILTON 7/6 APCITI2	0.00	152.01
13737 CITIBANK CORPORATE CAR	0812 #91116 3 N	314381	08/13/15	20561300811240EH-6411	DOWDLE CPS RECERTIFICAT APCITI2	0.00	50.00
13737 CITIBANK CORPORATE CAR	0812 #91157 1 N	314381	08/13/15	20562100811240EH-6411	HODGE EMBSTE 6/28 APCITI2	0.00	935.78
TOTAL VENDOR						0.00	1565.79
10976 HEB GROCERY COMPANY	#29 003658	M	315428	2056130F101240EH-6499	EHS STAFF DEVEL FOOD A APBPS	0.00	16.45
10976 HEB GROCERY COMPANY	#29 091046	M	315428	2056130F101240EH-6499	EHS STAFF DEVEL FOOD A APBPS	0.00	181.19
10976 HEB GROCERY COMPANY	#29 098343	M	315428	2056130F101240EH-6499	EHS STAFF DEVEL FOOD A APBPS	0.00	113.03
TOTAL VENDOR						0.00	310.67
39722 HOBBY LOBBY STORES INC	#16 50707356	N	314436	2056130F101240EH-6399	OFFICE SUPPLIES AND ITE APBPS	0.00	167.77
9713 OFFICE MAX NORTH AMERI	#43 207567	N	314497	2056130F101240EH-6399	ONE TIME USE- OFFICE SU APCS	0.00	306.18
TOTAL REPORT						0.00	2350.41