



College Station ISD Preliminary STAAR Results



July 19, 2016

Recap of 2016 State Assessment

- Transitioned vendor for STAAR from Pearson to ETS
- Experienced statewide ongoing significant challenges with this transition
- Cancelled third administration of grades 5 & 8 Reading and Math (SSI)
- Delayed receipt of grades 3-8 results to July 5th
- Increased passing standard from Phase I to Standard Progression

Passing Standards

- Performance standards are based upon vertical scale scores
 - These remain constant from year to year
 - The test may be more or less difficult than the previous year
 - Scaled scores take into account the difficulty of the specific set of questions
- We tend to focus on raw scores and percentages because they are understandable
 - Practitioners vs Statisticians

Subject		Max. Raw Score	Level II - Satisfactory															Level III - Advanced		
			Phase 1			2015-16 Standard Progression			2016-17 Standard Progression			2017-18 Standard Progression			Final (Recommended)					
			Scale	Raw	%age	Scale	Raw	%age	Scale	Raw	%age	Scale	Raw	%age	Scale	Raw	%age	Scale	Raw	%age
Reading	Grade 3	40	1331	19	48%	1345	21	53%	1365	22	55%	1386	24	60%	1468	30	75%	1555	34	85%
	Grade 4	44	1422	23	52%	1434	24	55%	1454	26	59%	1473	28	64%	1550	34	77%	1633	38	86%
	Grade 5	46	1458	25	54%	1470	26	57%	1489	28	61%	1508	30	65%	1582	35	76%	1667	40	87%
	Grade 6	48	1504	26	54%	1517	27	56%	1536	29	60%	1554	31	65%	1629	37	77%	1718	42	88%
	Grade 7	50	1556	28	56%	1567	29	58%	1585	30	60%	1603	32	64%	1674	38	76%	1753	43	86%
	Grade 8	52	1575	27	52%	1587	28	54%	1606	30	58%	1625	32	62%	1700	39	75%	1783	46	88%
	English I	92	3750	47	51%	3775	48	52%	3813	50	54%	3850	51	55%	4000	56	61%	4691	74	80%
	English II	92	3750	50	54%	3775	51	55%	3813	52	57%	3850	54	59%	4000	59	64%	4831	78	85%
Math	Grade 3	46	1347	23	50%	1360	24	52%	1381	26	57%	1402	28	61%	1486	35	76%	1596	41	89%
	Grade 4	48	1453	23	48%	1467	24	50%	1487	26	54%	1507	28	58%	1589	35	73%	1670	40	83%
	Grade 5	50	1487	23	46%	1500	24	48%	1521	26	52%	1542	28	56%	1625	36	72%	1724	43	86%
	Grade 6	52	1523	18	35%	1536	19	37%	1556	21	40%	1575	23	44%	1653	31	60%	1772	42	81%
	Grade 7	54	1563	21	39%	1575	22	41%	1594	24	44%	1613	26	48%	1688	34	63%	1798	44	81%
	Grade 8	56	1583	24	43%	1595	26	46%	1612	27	48%	1630	29	52%	1700	36	64%	1854	48	86%
	Algebra I	54	3500	20	37%	3550	21	39%	3625	23	43%	3700	25	46%	4000	34	63%	4333	42	78%
Science	Grade 5	44	3500	25	57%	3550	26	59%	3625	28	64%	3700	30	68%	4000	35	80%	4402	40	91%
	Grade 8	54	3500	28	52%	3550	29	54%	3625	31	57%	3700	33	61%	4000	39	72%	4406	46	85%
	Biology	54	3500	20	37%	3550	21	39%	3625	23	43%	3700	25	46%	4000	33	61%	4576	45	83%
SS	Grade 8	52	3500	26	50%	3550	27	52%	3625	29	56%	3700	31	60%	4000	38	73%	4268	43	83%
	U.S. History	68	3500	28	41%	3550	30	44%	3625	32	47%	3700	34	50%	4000	44	65%	4440	55	81%
Writing	Grade 4	26	3500			3550	14	54%	3625			3700	15	58%	4000	18	69%	4612	21	81%
	Grade 7	46	3500	26	57%	3550	27	59%	3625	28	61%	3700	29	63%	4000	33	72%	4602	39	85%

Standard Progression - 3rd Grade Reading

2014-15

19/40 = 48%
Scaled Score : 1331

2015-16

21/40 = 53%
Scaled Score : 1345

2016-17

22/40 = 55%
Scaled Score : 1365

2017-18

24/40 = 60%
Scaled Score : 1386

Final Rec.

30/40 = 75%
Scaled Score : 1468

Level III - Adv

34/40 = 85%
Scaled Score : 1555

Standard Progression - 7th Grade Reading

2014-15

28/50 = 56%
Scaled Score : 1556

2015-16

29/50 = 58%
Scaled Score : 1567

2016-17

30/50 = 60%
Scaled Score : 1585

2017-18

32/50 = 64%
Scaled Score : 1603

Final Rec.

38/50 = 76%
Scaled Score : 1674

Level III - Adv

43/50 = 86%
Scaled Score : 1753

Perspective on “Passing”

	5th Grade Science	Biology EOC
# of items to pass in 2016	26	21
Total Items	44	54
% of correct answers to pass in 2016	59%	39%

Statewide Trends

MATH	GRADE	2014-2015	2015-2016 At 2016 Passing Standard	2016 vs 2015 Using 2016 Standard
	3	77%	76%	↓
	4	73%	74%	↑
	5	79%	79%	↔
	6	75%	74%	↓
	7	72%	71%	↓
	8	75%	73%	↓

READING	GRADE	2014-2015	2015-2016 At 2016 Passing Standard	2016 vs 2015 Using 2016 Standard
	3	77%	74%	↓
	4	74%	77%	↑
	5	78%	75%	↓
	6	76%	71%	↓
	7	75%	72%	↓
	8	78%	82%	↑

WRITING	GRADE	2014-2015	2015-2016 At 2016 Passing Standard	2016 vs 2015 Using 2016 Standard
	4	70%	69%	↓
	7	72%	70%	↓

SCIENCE	GRADE	2014-2015	2015-2016 At 2016 Passing Standard	2016 vs 2015 Using 2016 Standard
	5	72%	75%	↑
	8	70%	76%	↑

SOCIAL STUDIES	GRADE	2014-2015	2015-2016 At 2016 Passing Standard	2016 vs 2015 Using 2016 Standard
	8	64%	65%	↑

Statewide Trends

MATH	GRADE	2014-2015	2015-2016 At 2016 Passing Standard	2016 vs 2015 Using 2016 Standard	2015-2016 At 2015 Passing Standard	2016 vs 2015 Using 2015 Standard
	3	77%	76%	↓	78%	↑
	4	73%	74%	↑	77%	↑
	5	79%	79%	↔	81%	↑
	6	75%	74%	↓	77%	↑
	7	72%	71%	↓	74%	↑
	8	75%	73%	↓	79%	↑

READING	GRADE	2014-2015	2015-2016 At 2016 Passing Standard	2016 vs 2015 Using 2016 Standard	2015-2016 At 2015 Passing Standard	2016 vs 2015 Using 2015 Standard
	3	77%	74%	↓	79%	↑
	4	74%	77%	↑	79%	↑
	5	78%	75%	↓	77%	↓
	6	76%	71%	↓	73%	↓
	7	75%	72%	↓	75%	↔
	8	78%	82%	↑	84%	↑

WRITING	GRADE	2014-2015	2015-2016 At 2016 Passing Standard	2016 vs 2015 Using 2016 Standard	2015-2016 At 2015 Passing Standard	2016 vs 2015 Using 2015 Standard
	4	70%	69%	↓	69%	↓
	7	72%	70%	↓	74%	↑

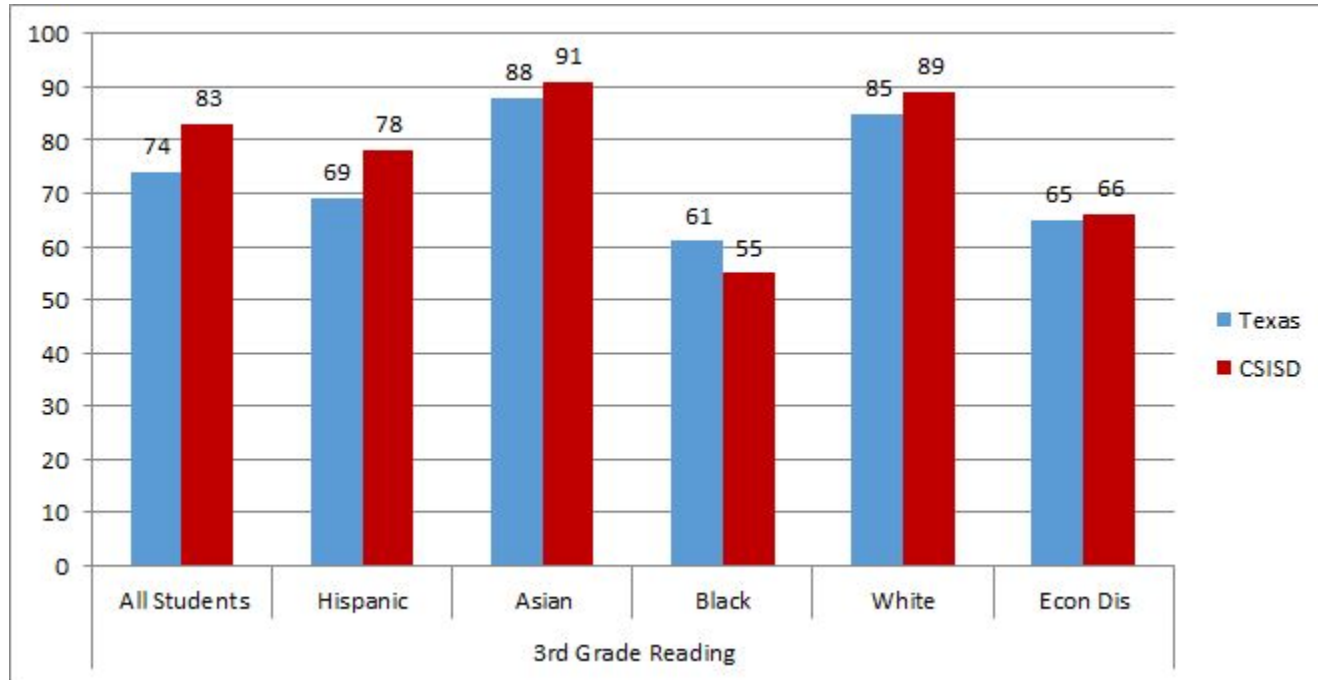
SCIENCE	GRADE	2014-2015	2015-2016 At 2016 Passing Standard	2016 vs 2015 Using 2016 Standard	2015-2016 At 2015 Passing Standard	2016 vs 2015 Using 2015 Standard
	5	72%	75%	↑	78%	↑
	8	70%	76%	↑	79%	↑

SOCIAL STUDIES	GRADE	2014-2015	2015-2016 At 2016 Passing Standard	2016 vs 2015 Using 2016 Standard	2015-2016 At 2015 Passing Standard	2016 vs 2015 Using 2015 Standard
	8	64%	65%	↑	68%	↑

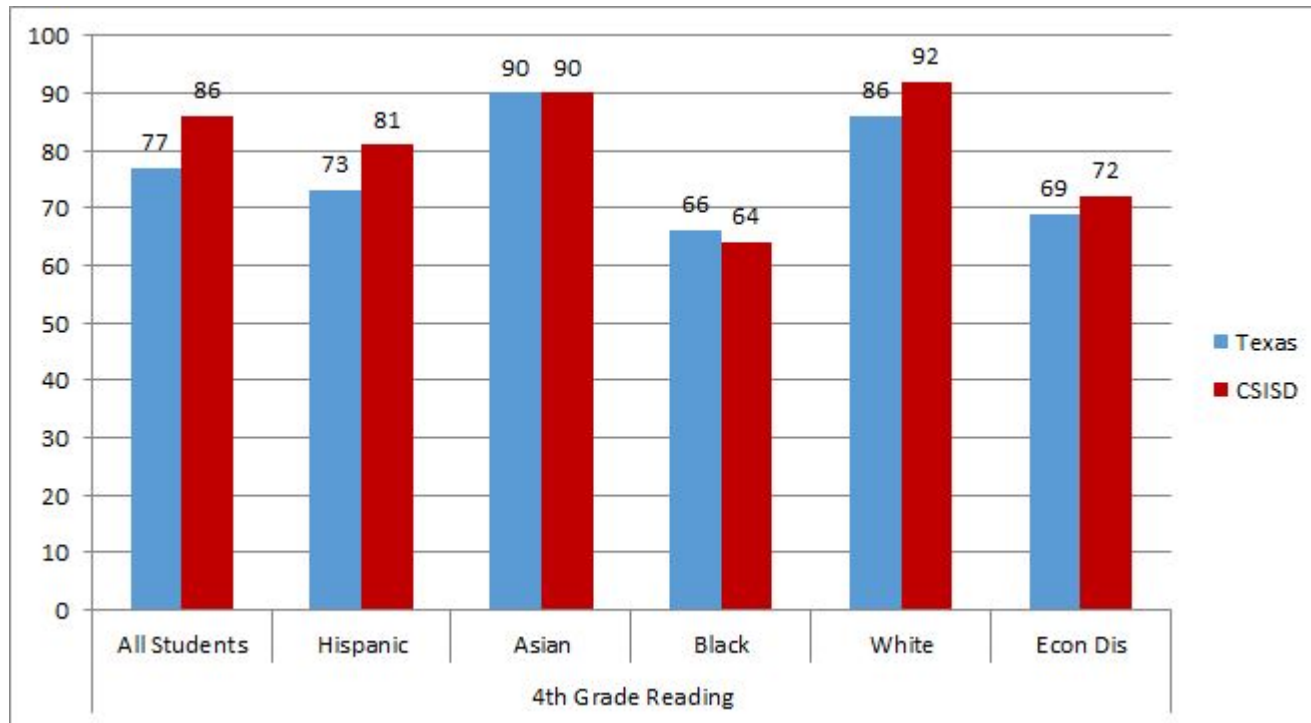
READING

Grades 3-8

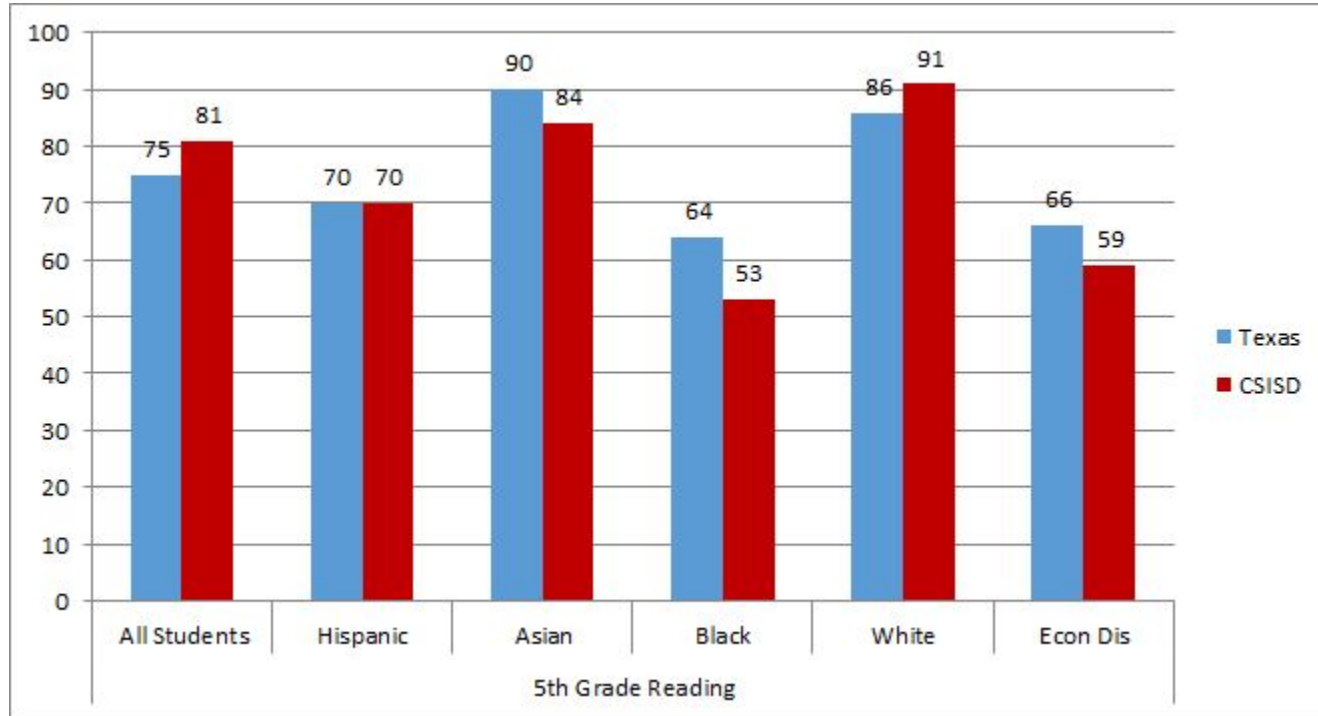
3rd Grade Reading



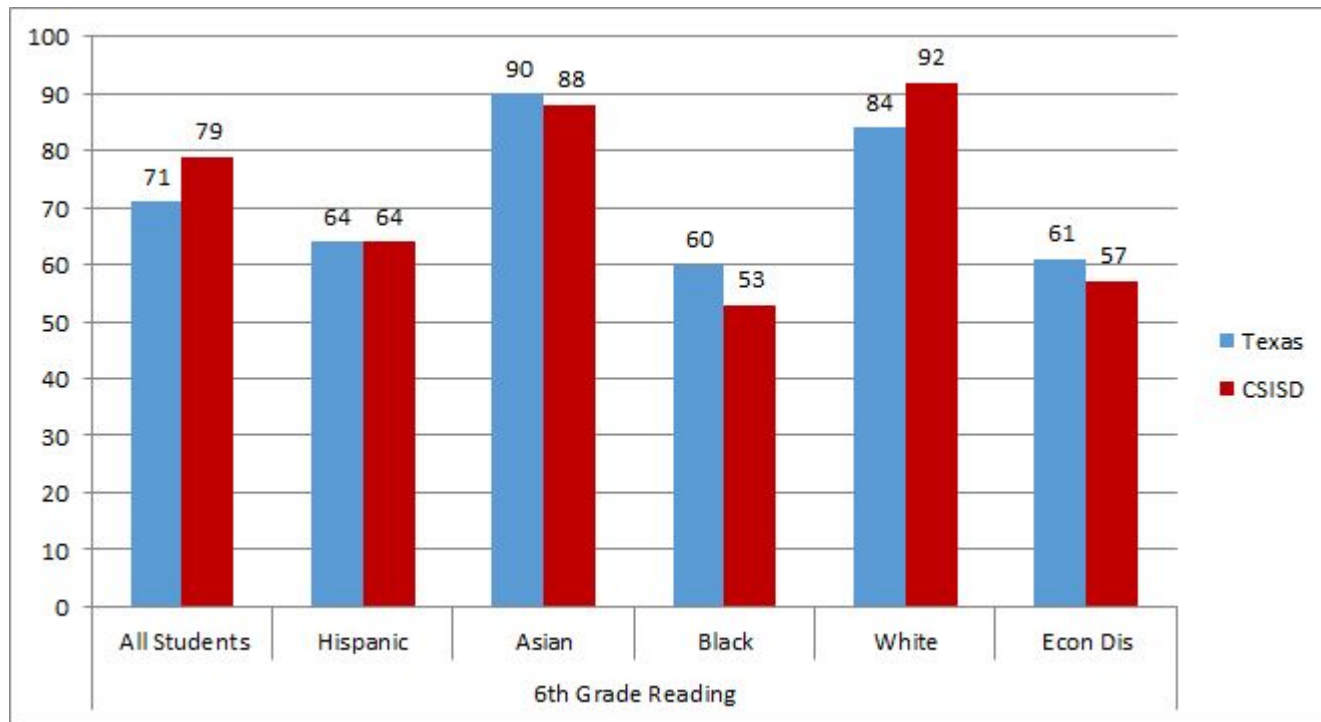
4th Grade Reading



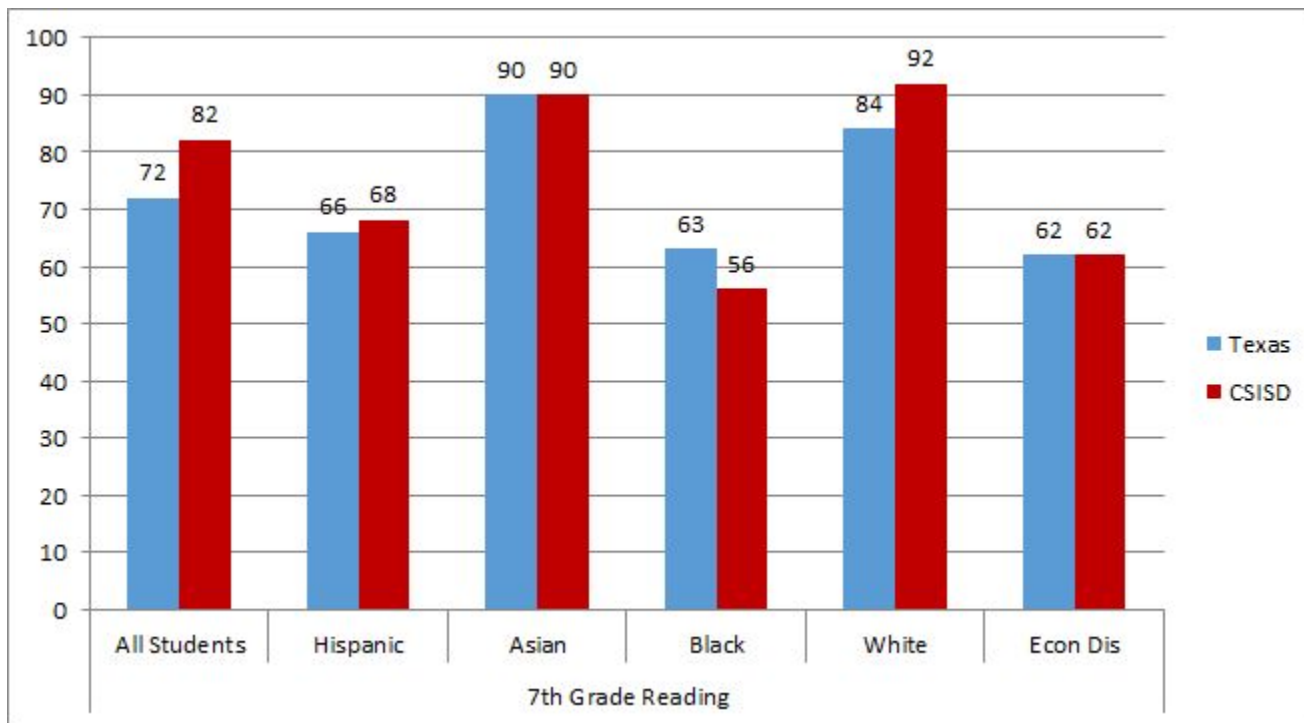
5th Grade Reading



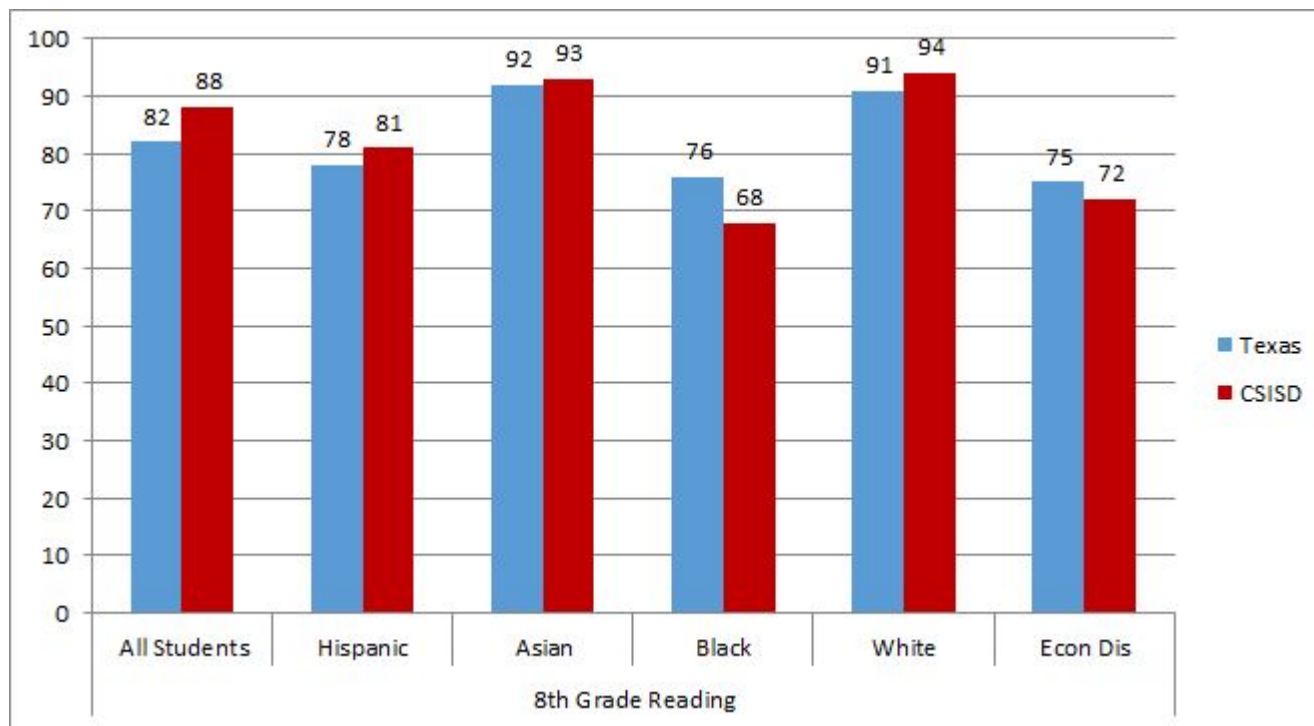
6th Grade Reading



7th Grade Reading



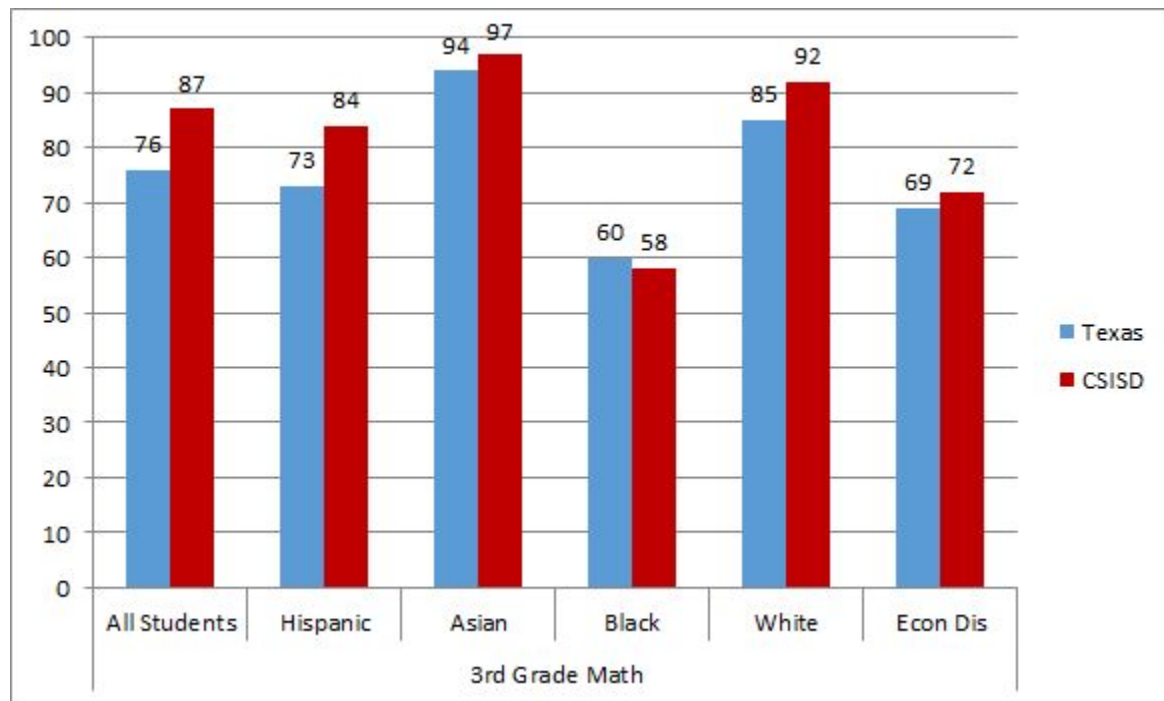
8th Grade Reading



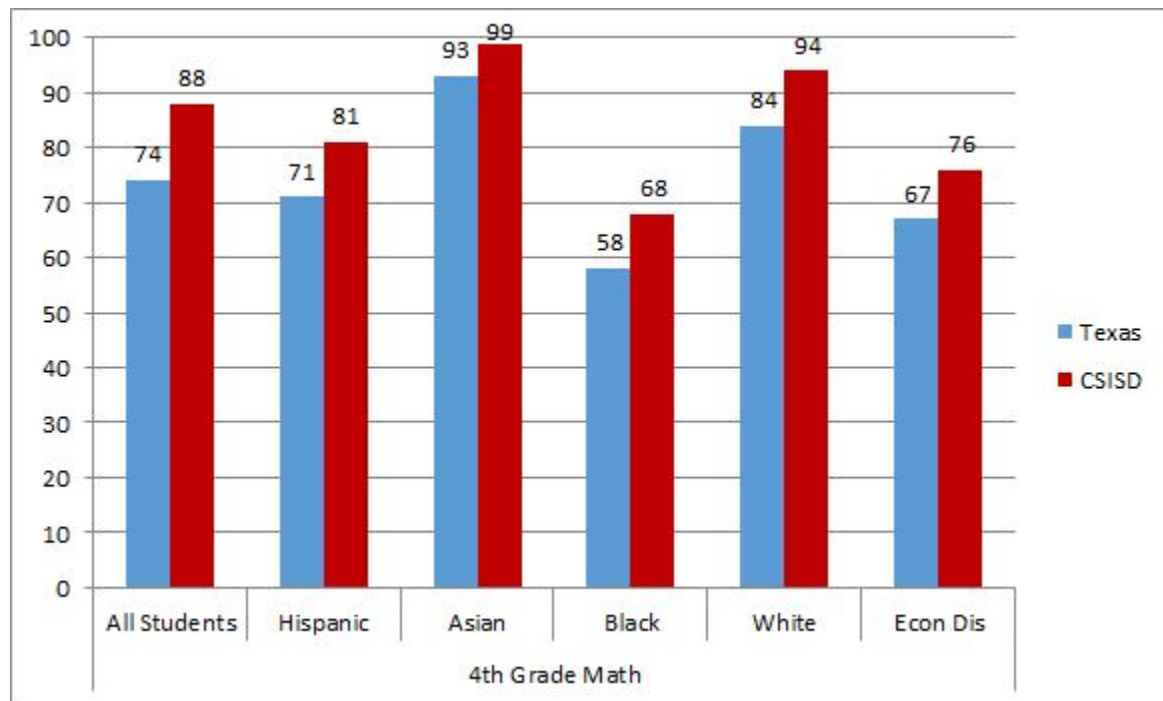
MATHEMATICS

Grades 3-8

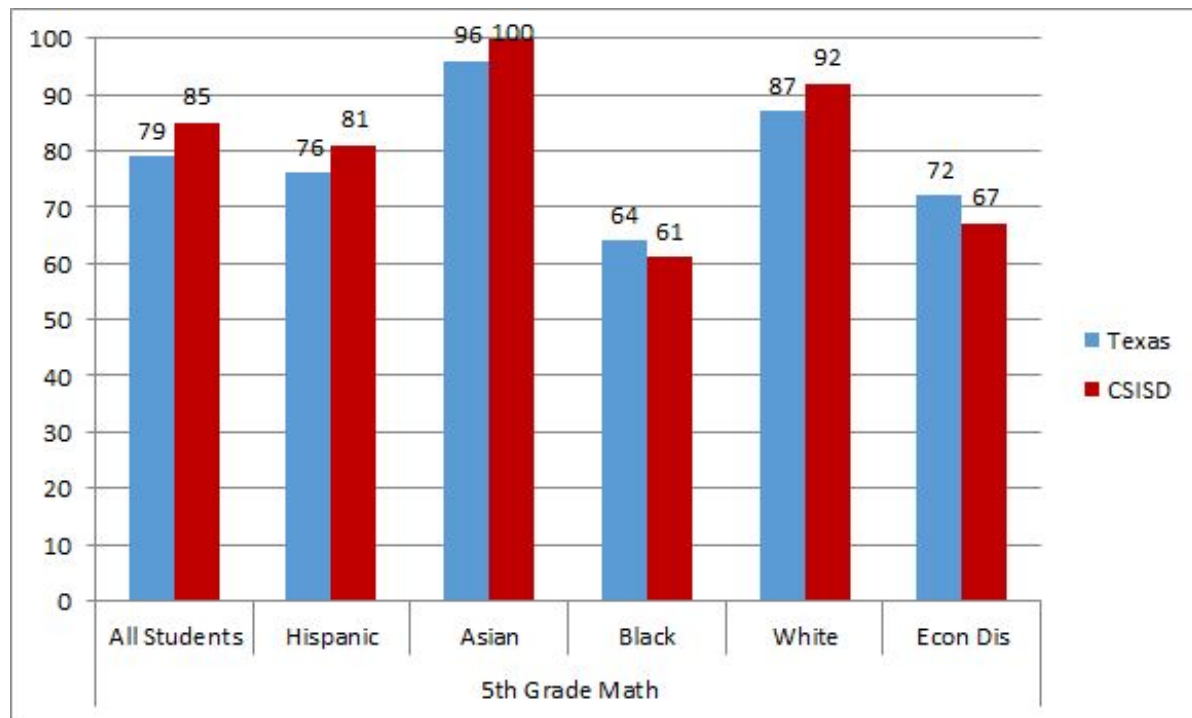
3rd Grade Math



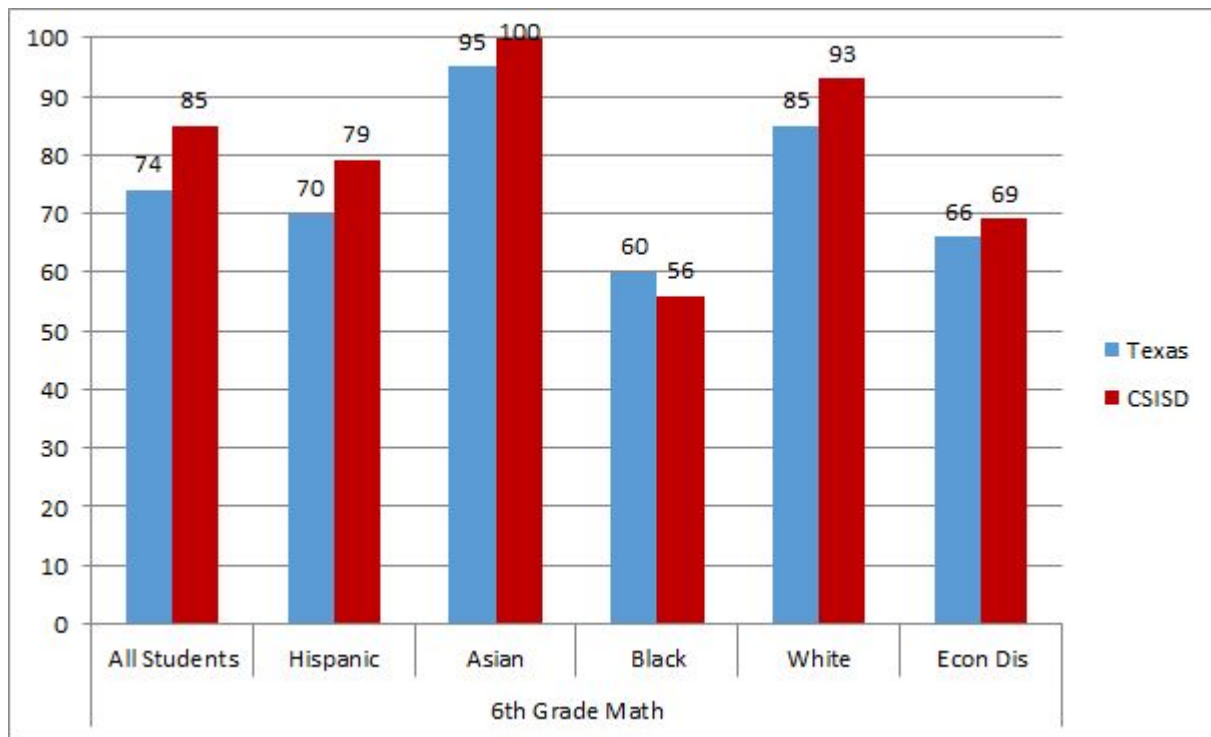
4th Grade Math



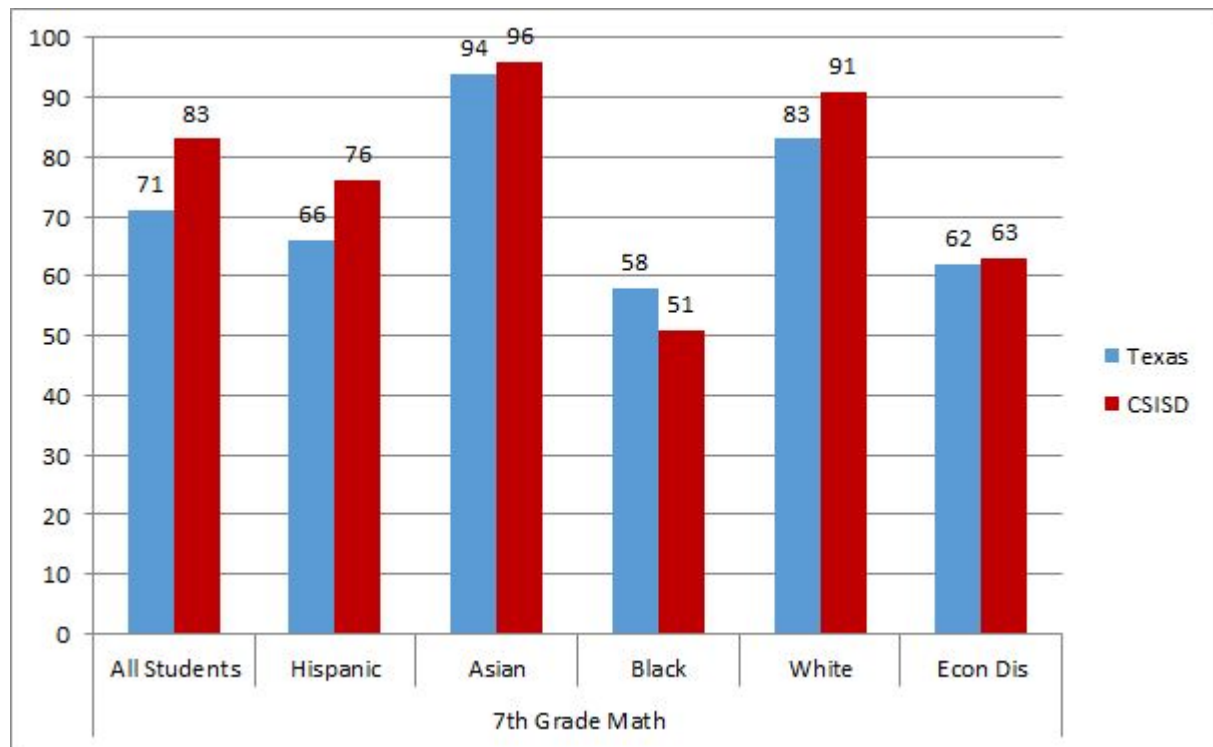
5th Grade Math



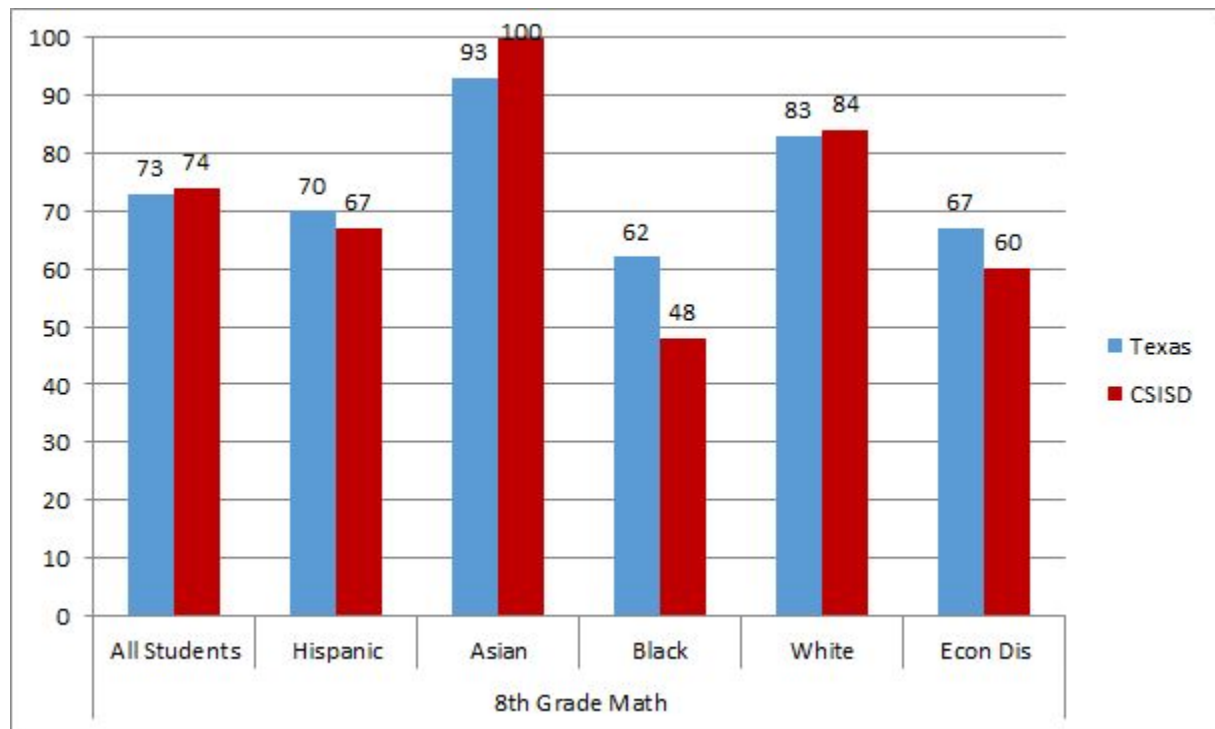
6th Grade Math



7th Grade Math



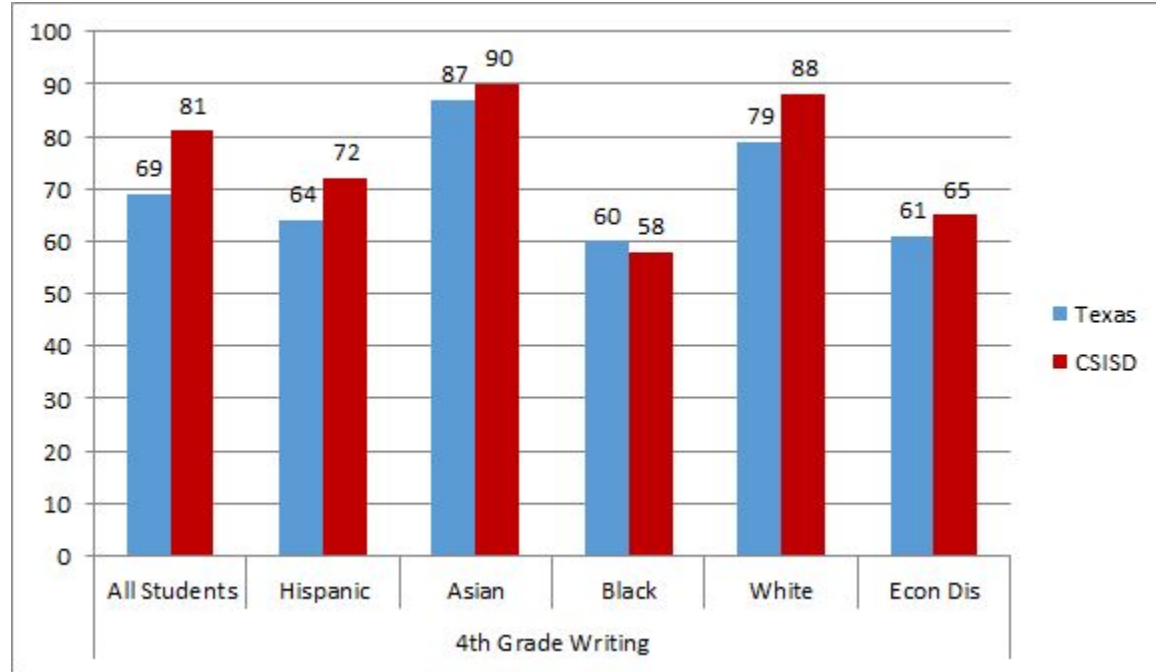
8th Grade Math



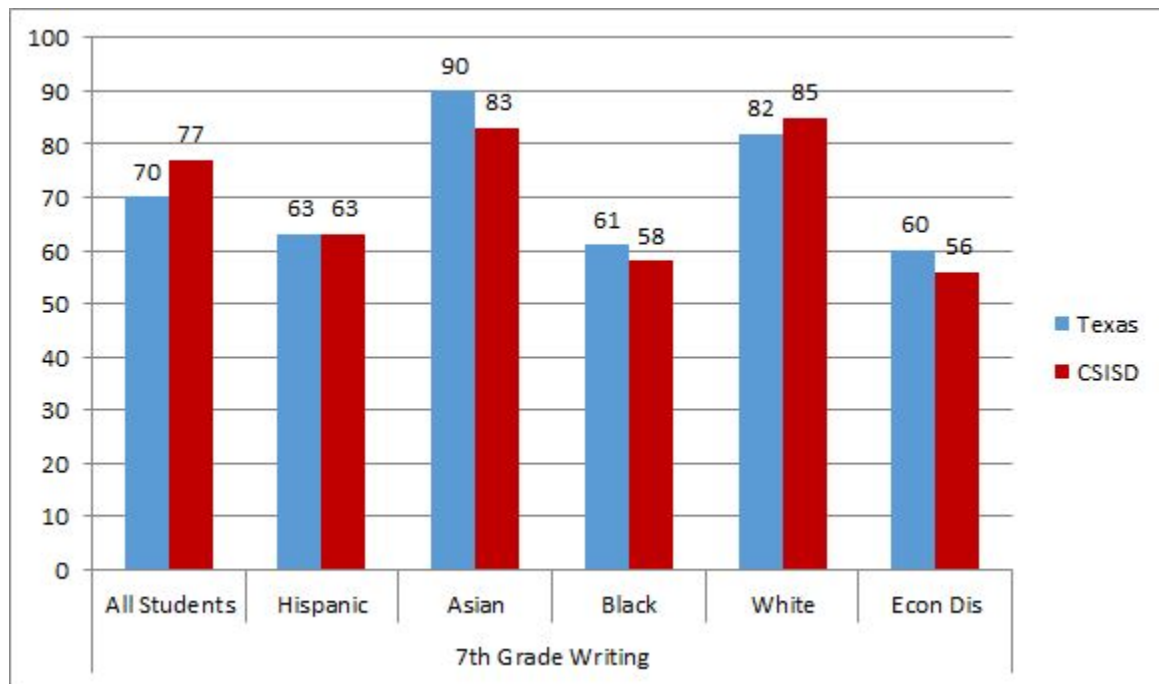
WRITING

Grades 4 & 7

4th Grade Writing



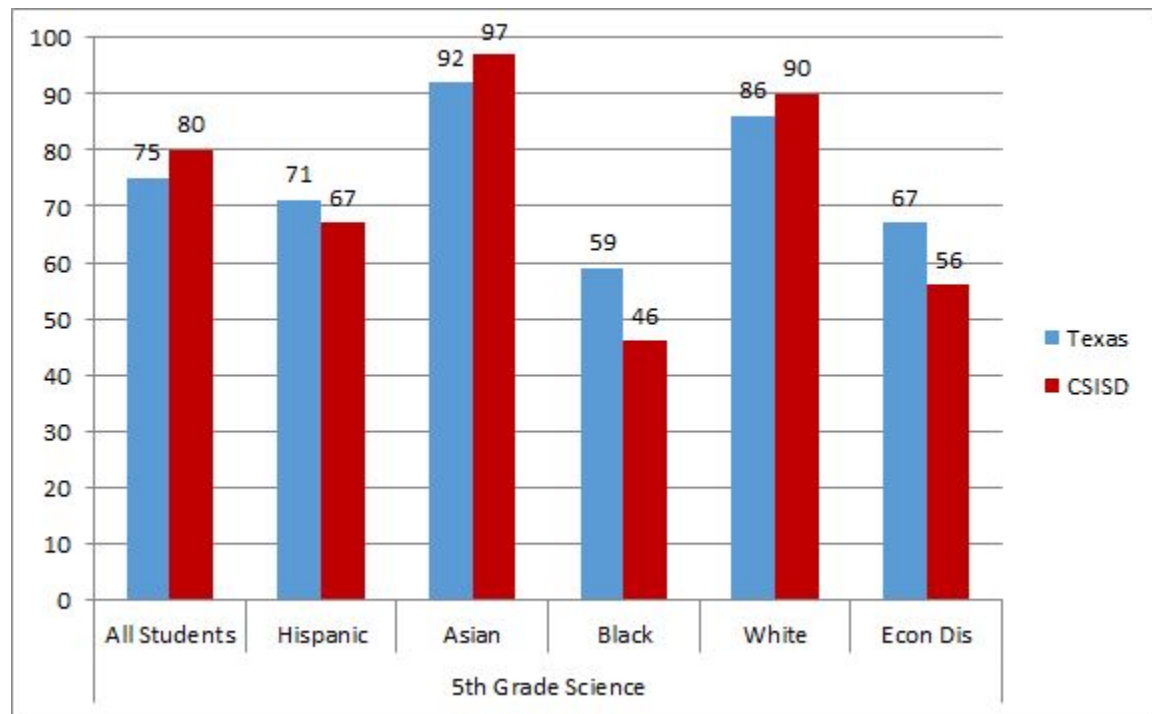
7th Grade Writing



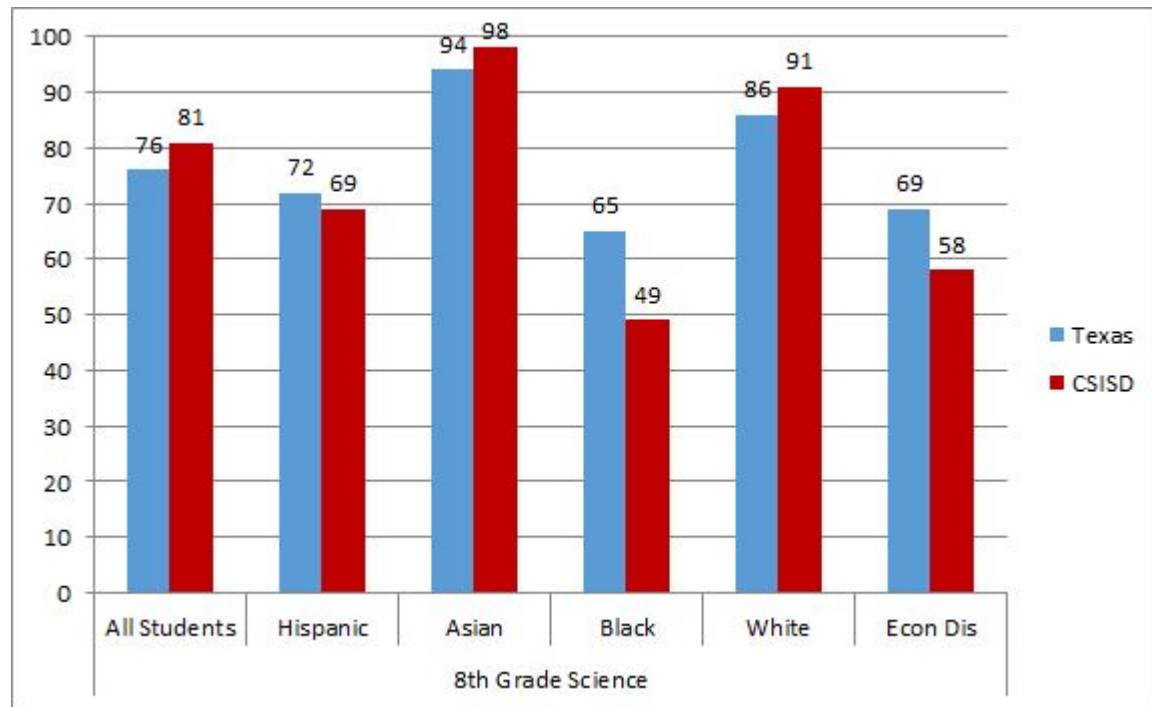
SCIENCE

Grades 5 & 8

5th Grade Science



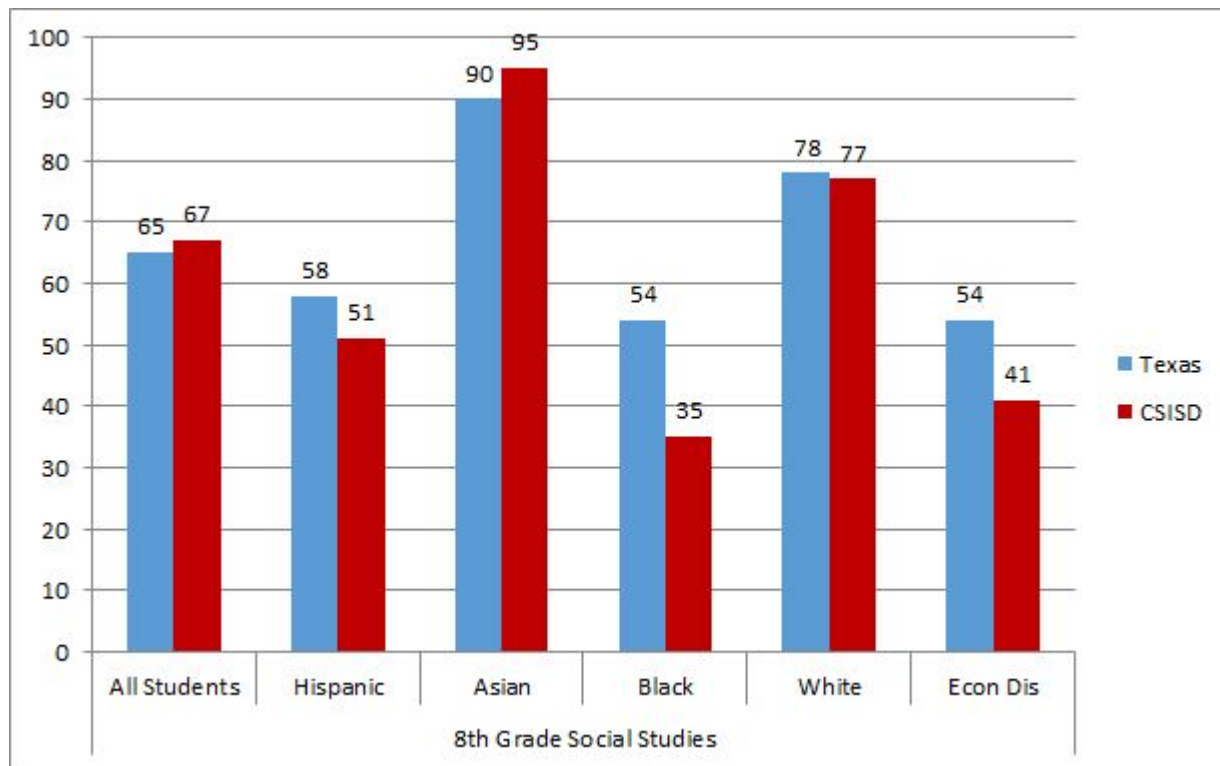
8th Grade Science



SOCIAL STUDIES

Grade 8

8th Grade Social Studies

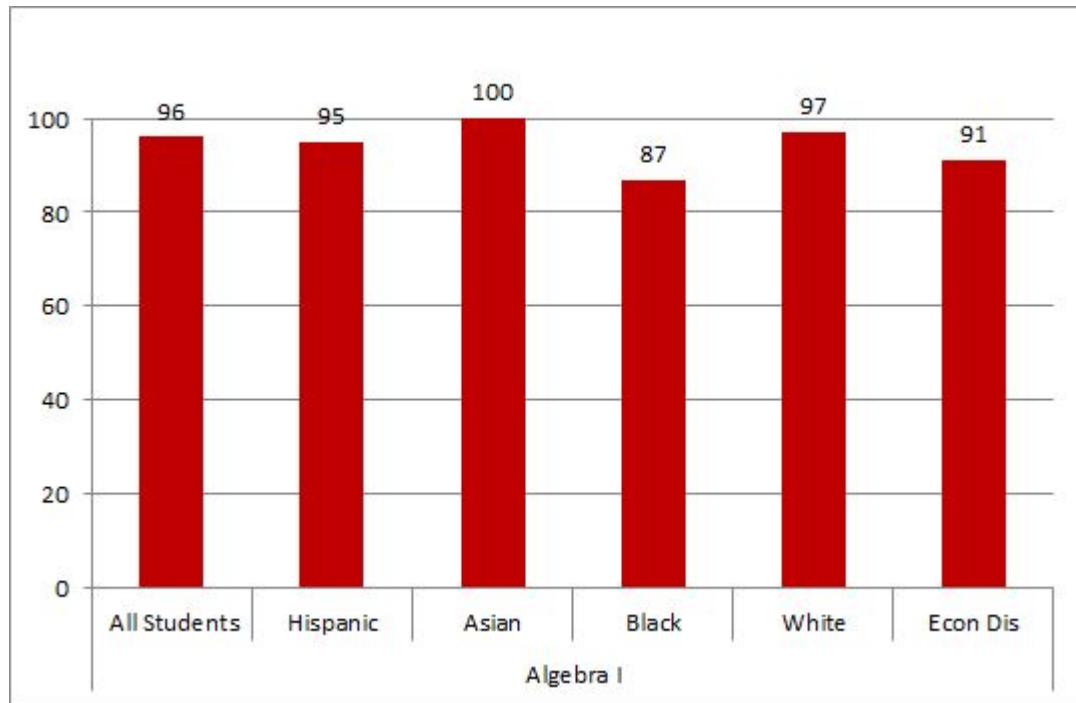




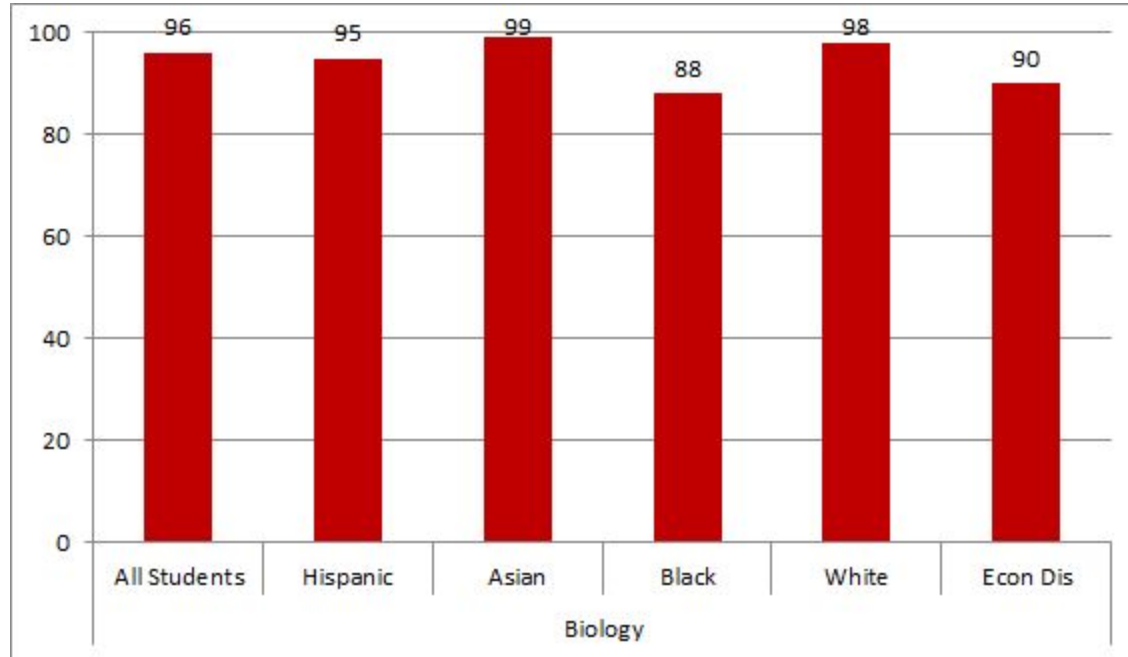
End of Course Exams EOC



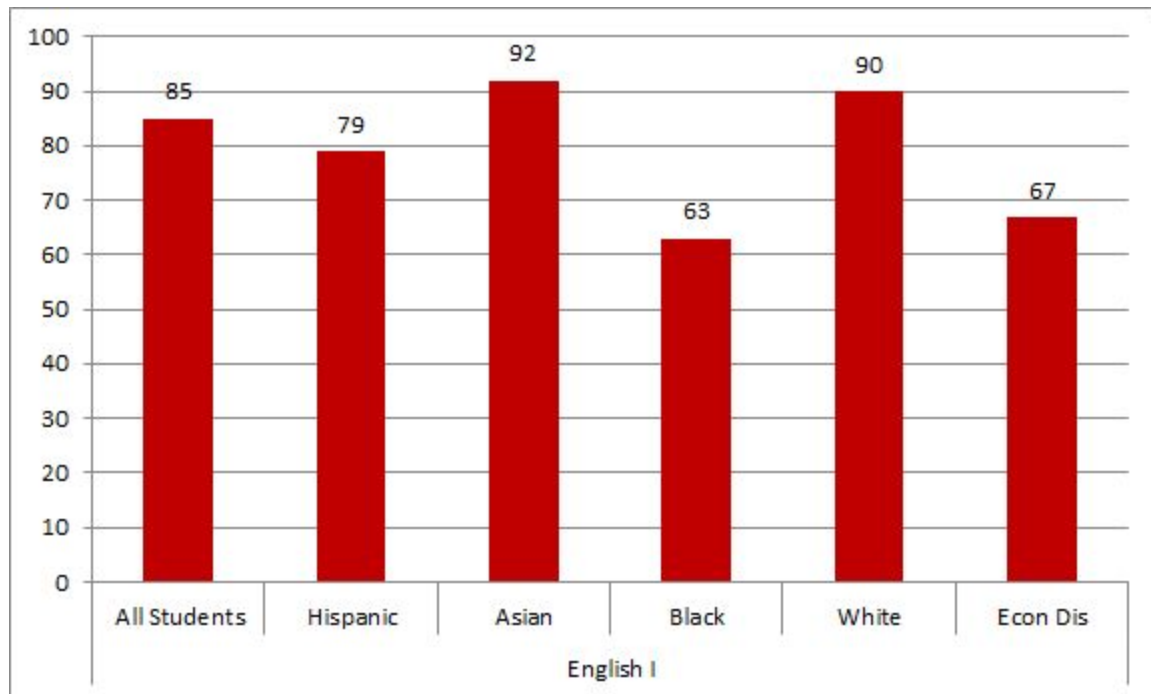
Algebra I



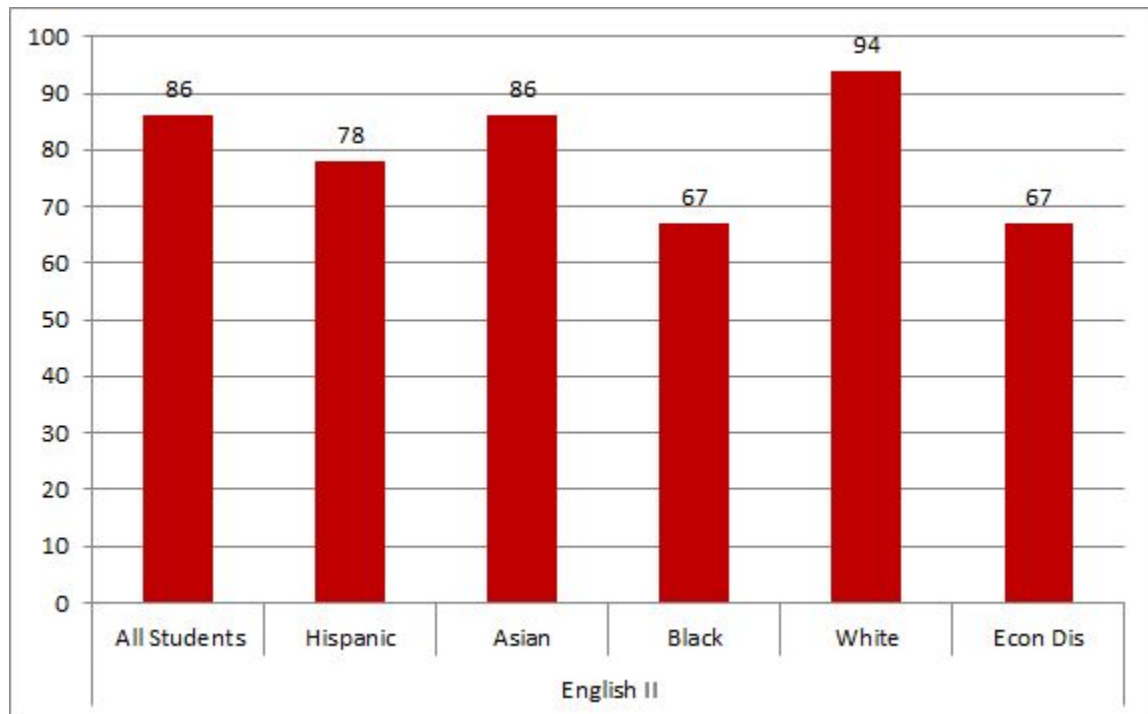
Biology



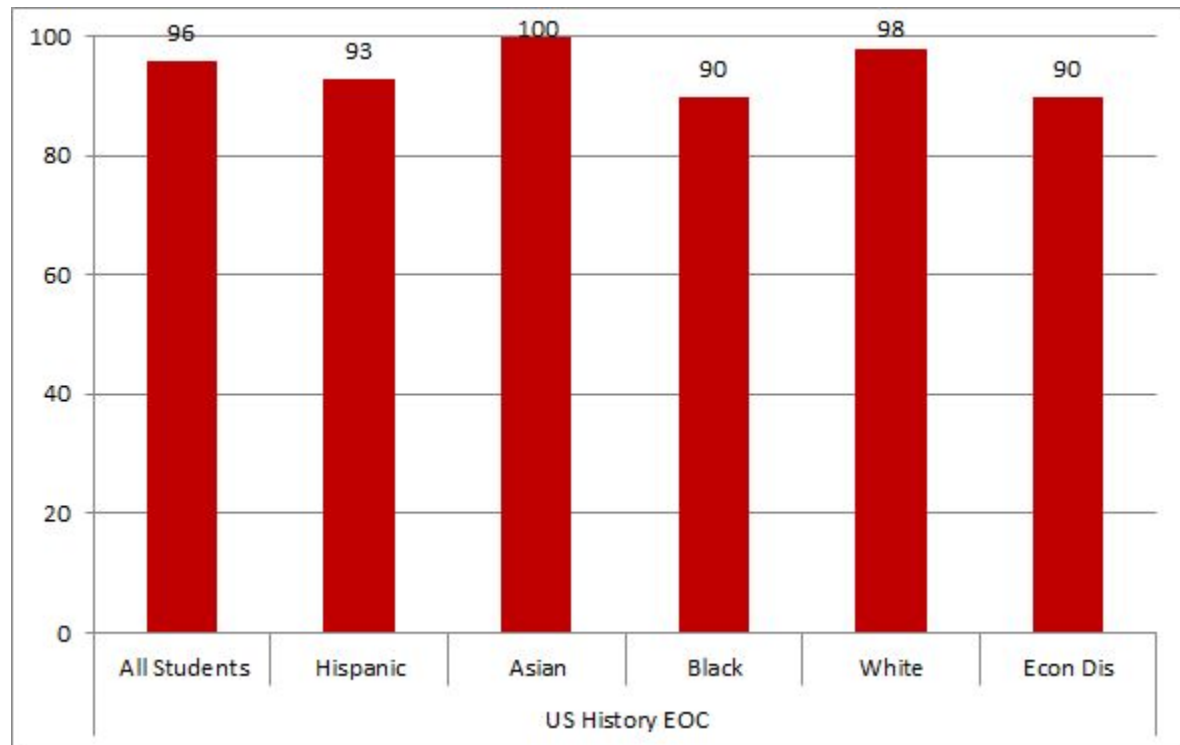
English I




English II



US History





Questions & Comments

