

Head Start Monthly Credit Card Transactions for Fund 2059 and Project 00

COLLEGE STATION ISD
 DATE: 12/03/2018
 TIME: 13:18:20

COLLEGE STATION INDEPENDENT SCHOOL DIST
 VENDOR PAYMENT HISTORY

PAGE NUMBER: 1
 ACCTPA31

SELECTION CRITERIA: ((transact.yr = "19")) AND ((transact.period = "3")) AND ((transact.key_orign MATCHES "2059*")) AND ((transac

-----VENDOR-----	INVOICE PO	1099 P/F	CHECK DATE	NO	BUDGET CODE PROJECT	-----DESCRIPTION-----	CONTROL	SALES TAX	AMOUNT
13737	CITIBANK CORPORATE CAR 0	1114 9165 1 N	V2371 11/14/18		2059130081124000-6411	RICE HAMPTONINN 10/11	AP CITI	0.00	957.93
13737	CITIBANK CORPORATE CAR 0	1114 9165 2 N	V2371 11/14/18		2059130081124000-6411	RICE LAH PARK 10/12	AP CITI	0.00	30.00
13737	CITIBANK CORPORATE CAR 0	1114 9173 1 N	V2371 11/14/18		2059130081124000-6411	DOWNING SDE 10/12	AP CITI	0.00	419.00
13737	CITIBANK CORPORATE CAR 0	1114 9173 2 N	V2371 11/14/18		2059130081124000-6411	DOWNING REG 4 10/19	AP CITI	0.00	75.00
13737	CITIBANK CORPORATE CAR 0	1114 9173 4 N	V2371 11/14/18		2059130081124000-6411	MENDOZA REG 4 10/26	AP CITI	0.00	85.00
13737	CITIBANK CORPORATE CAR 0	1114 9173 5 N	V2371 11/14/18		2059130081124000-6411	CARRILL REG 4 10/26	AP CITI	0.00	85.00
13737	CITIBANK CORPORATE CAR 0	1114 9173 6 N	V2371 11/14/18		2059130081124000-6411	SANCHEZ REG 4 10/24	AP CITI	0.00	85.00
13737	CITIBANK CORPORATE CAR 0	1114 9173 7 N	V2371 11/14/18		2059130081124000-6411	HAMILTONTXCHILD10/29	AP CITI	0.00	155.14
TOTAL VENDOR								0.00	1892.07
39722	HOBBY LOBBY STORES INC	#08 76948109 N	369066 11/07/18		2059117810135000-6399	76948109 HSTSK CARRILLO	APBPS	0.00	59.10
39722	HOBBY LOBBY STORES INC	#14 76949955 N	369072 11/07/18		2059117810924000-6399	76949955 HSTCV PACE	APBPS	0.00	120.40
39722	HOBBY LOBBY STORES INC	#41 76627181 N	369080 11/07/18		2059117610424000-6399	76627181 HSTSV MASON	APBPS	0.00	176.96
39722	HOBBY LOBBY STORES INC	#42 76951243 N	369081 11/07/18		2059210081124000-6399	76951243 HST DILLON	APBPS	0.00	50.92
TOTAL VENDOR								0.00	407.38
46199	KROGER SOUTHWEST KMA C	#243 253349 N	369437 11/14/18		2059117810924000-6499	#243 HSTCV FOOD PACE	APBPS	0.00	27.76
TOTAL REPORT								0.00	2327.21

Head Start Monthly Credit Card Transactions for Fund 2059 and Project EH

No Credit card transactions for November.

COLLEGE STATION ISD
BALANCE SHEET
HEAD START FUNDS -2059
11/30/18

	Headstart Fund
ASSETS	
Cash and Cash Equivalents	0.00
Property Taxes	
Allowance for Uncollectible Taxes (Credit)	
Due from Other Governments	164,984.36
Due from Other Funds	
Other Receivables	
Deferred Expenditures	
Inventories	
Total Assets	164,984.36
LIABILITIES AND FUND BALANCES	
Liabilities:	
Accounts Payable	0.00
Interest Payable-Current	
Payroll Deductions and Withholdings Payable	
Accrued Wages Payable	91,925.30
Due to Other Funds	164,984.36
Due to Other Governments	
Unearned Revenues	
Total Liabilities	256,909.66
DEFERRED INFLOWS OF RESOURCES	
Unavailable Revenue-Property taxes	0.00
Total Deferred Inflows of Resources	0.00
Fund Balances:	
Non-Spendable:	
Investments in Inventory	
Outstanding Encumbrances	
Restricted:	
Reported in the Head Start Fund	(91,925.30)
Committed:	
Construction	
Self Insurance	
Other Land	
Unreserved and Undesignated:	
Reported in the General Fund	
Total Fund Balances	(91,925.30)
Total Liabilities and Fund Balances	164,984.36

General Note:

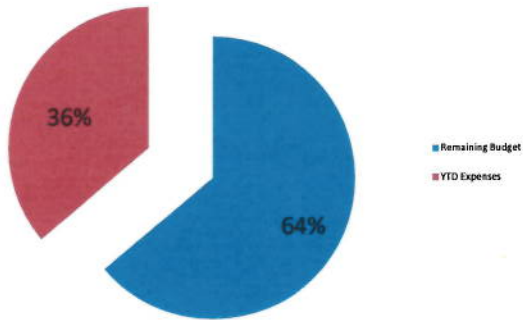
Head start funds are not reimbursed until a filing is made with Health and Human Services.
There is a three day timing delay.

COLLEGE STATION INDEPENDENT SCHOOL DISTRICT
STATEMENT OF REVENUES, EXPENDITURES, AND CHANGES IN FUND BALANCE
BUDGET AND ACTUAL - HEADSTART FUND 2059
JUNE 1 - NOVEMBER 30, 2018

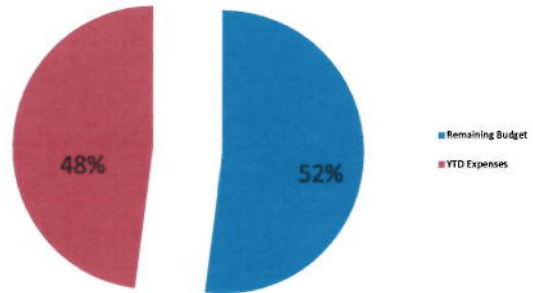
	Budgeted Amounts		Actual Amounts (GAAP Basis)	Variance With Final Budget Positive or (Negative)
	Original	Final		
REVENUES:				
Total Local and Intermediate Sources	0.00	0.00	31.86	31.86
State Program Revenues	0.00	0.00	0.00	0.00
Federal Program Revenues	0.00	2,336,385.00	686,369.39	(1,650,015.61)
Total Revenues	0.00	2,336,385.00	686,401.25	(1,649,983.75)
EXPENDITURES:				
Current:				
Payroll Costs	0.00	1,855,280.00	669,927.88	1,185,352.12
Contracted Services	0.00	39,487.00	18,922.15	20,564.85
Materials and Supplies	0.00	178,581.00	46,430.27	132,150.73
Other Operating Costs	0.00	263,037.00	43,046.25	219,990.75
Capital Outlay	0.00	0.00	0.00	0.00
Operating Transfers In	0.00	0.00	0.00	0.00
Total Expenditures	0.00	2,336,385.00	778,326.55	1,558,058.45
Excess (Deficiency) of Revenues Over (Under) Expenditures	0.00	0.00	(91,925.30)	(91,925.30)
OTHER FINANCING SOURCES (USES):				
Sale of Real and Personal Property	0.00	0.00	0.00	0.00
Capital Leases	0.00	0.00	0.00	0.00
Transfer In	0.00	0.00	0.00	0.00
Total Other Financing Sources (Uses)	0.00	0.00	(91,925.30)	(91,925.30)
Net Change in Fund Balances	0.00	0.00	(91,925.30)	(91,925.30)
Fund Balance - September 1 (Beginning)	0.00	0.00	0.00	0.00
Fund Balance	0.00	0.00	(91,925.30)	(91,925.30)

Headstart Expense Data - 2059

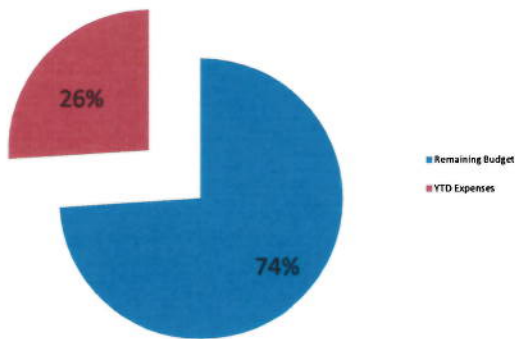
Payroll Costs



Contracted Services



Materials and Supplies



Other Operating Costs

