

Head Start Monthly Credit Card Transactions for Fund 2050 and Project 00

COLLEGE STATION ISD  
 DATE: 10/01/2019  
 TIME: 12:07:12

COLLEGE STATION INDEPENDENT SCHOOL DIST  
 VENDOR PAYMENT HISTORY

PAGE NUMBER: 1  
 ACCTPA31

SELECTION CRITERIA: ( ((transact.yr = "19") AND ((transact.period = "13")) AND ((transact.key\_orgn MATCHES "2050\*")) AND ((transa

VENDOR	INVOICE PO	1099 P/F	CHECK DATE	NO	BUDGET CODE	PROJECT	CONTROL	DESCRIPTION	SALES TAX	AMOUNT
10976	HEB GROCERY COMPANY	001538	M	377827	205011HE81124000-6399		#34 CO HDST SUP SMITH		0.00	60.82
		0		09/04/19			AP BW			
10976	HEB GROCERY COMPANY	005097	M	377827	2050117810235000-6499		#35 CH HDST FOOD SANC		0.00	29.77
		0		09/04/19			AP BW			
10976	HEB GROCERY COMPANY	005119	M	377827	2050117810235000-6399		#35 CH HDST SUP SANCH		0.00	78.19
		0		09/04/19			AP BW			
10976	HEB GROCERY COMPANY	005466	M	377827	2050110F81124000-6399		#22 HDST SUP DILLON		0.00	35.88
		0		09/04/19			AP BW			
10976	HEB GROCERY COMPANY	013943	M	377827	205011HE81124000-6399		#34 CO HDST SUP SMITH		0.00	81.72
		0		09/04/19			AP BW			
10976	HEB GROCERY COMPANY	056298	M	377827	205011HE81124000-6399		#34 CO HDST SUP SMITH		0.00	130.61
		0		09/04/19			AP BW			
10976	HEB GROCERY COMPANY	060545	M	377827	2050130081124000-6499		#03 EES FOOD DILLON		0.00	124.30
		0		09/04/19			AP BW			
10976	HEB GROCERY COMPANY	068919	M	377827	2050117810224000-6399		#23 CH HDST SUP GRIME		0.00	68.48
		0		09/04/19			AP BW			
10976	HEB GROCERY COMPANY	072692	M	377827	2050117810224000-6399		#23 CH HDST SUP GRIME		0.00	20.52
		0		09/04/19			AP BW			
10976	HEB GROCERY COMPANY	087869	M	377827	2050117710924000-6499		#33 CV HDST FOOD HAMI		0.00	41.43
		0		09/04/19			AP BW			
10976	HEB GROCERY COMPANY	087877	M	377827	2050117710924000-6399		#33 CV HDST SUP HAMIL		0.00	44.34
		0		09/04/19			AP BW			
10976	HEB GROCERY COMPANY	097640	M	377827	2050117810224000-6399		#23 CH HDST SUP GRIME		0.00	31.30
		0		09/04/19			AP BW			
10976	HEB GROCERY COMPANY	099514	M	377827	2050117810135000-6399		#32 SK HDST SUP CARRI		0.00	41.74
		0		09/04/19			AP BW			
10976	HEB GROCERY COMPANY	099521	M	377827	2050117810135000-6499		#32 SK HDST FOOD CARR		0.00	18.17
		0		09/04/19			AP BW			
TOTAL	VENDOR								0.00	807.27
39722	HOBBY LOBBY STORES INC	#01 84956658	N	377946	2050117810224000-6399		84956658 HS/CH GRIMES		0.00	37.27
		0		09/12/19			AP BW 13			
39722	HOBBY LOBBY STORES INC	#03 84962605	N	377948	2050117910124000-6399		84962605 HS/SK SHILLI		0.00	104.42
		0		09/12/19			AP BW 13			
39722	HOBBY LOBBY STORES INC	#06 85017669	N	377951	2050117810135000-6399		85017669 HS/SK CARELL		0.00	96.13
		0		09/12/19			AP BW 13			
39722	HOBBY LOBBY STORES INC	#07 85027840	N	377952	2050117710924000-6399		85027840 HS/CV HAMELT		0.00	74.15
		0		09/12/19			AP BW 13			
TOTAL	VENDOR								0.00	311.97
TOTAL	REPORT								0.00	1119.24

Head Start Monthly Credit Card Transactions for Fund 2050 and Project EH

COLLEGE STATION ISD  
 DATE: 10/01/2019  
 TIME: 12:08:43

COLLEGE STATION INDEPENDENT SCHOOL DIST  
 VENDOR PAYMENT HISTORY

PAGE NUMBER: 1  
 ACCTPA31

SELECTION CRITERIA: ( ((transact.yr = "19")) AND ((transact.period = "13")) AND ((transact.key\_orgn MATCHES "2050\*")) AND ((transa

-----VENDOR-----	INVOICE PO	1099 P/F DATE	CHECK NO	BUDGET CODE	PROJECT	-----DESCRIPTION-----	CONTROL	SALES TAX	AMOUNT
13737 CITIBANK CORPORATE CAR 0	0918 9181 1	N	V5642	20501300811240EH-6411	8/27HODGEREGACADEMY AP CITI			0.00	138.90
10976 HEB GROCERY COMPANY 0	007523	M	377827	2050130F101240EH-6499	#49 EHS/BBPC FOOD TUC AP BW			0.00	101.36
TOTAL REPORT								0.00	240.26

COLLEGE STATION ISD  
DATE: 10/01/2019  
TIME: 12:10:30

COLLEGE STATION INDEPENDENT SCHOOL DIST  
VENDOR PAYMENT HISTORY

PAGE NUMBER: 1  
ACCTPA31

SELECTION CRITERIA: ((transact.yr = "20") AND ((transact.period = "1") AND ((transact.key\_orgn MATCHES "2050\*")) AND ((transac

-----VENDOR-----	INVOICE	1099	CHECK	NO	BUDGET	CODE	-----DESCRIPTION-----	SALES	TAX	AMOUNT
	PQ	P/F	DATE	PROJECT			CONTROL			
46199	KROGER SOUTHWEST KMA C Q	#4102	186441	N	378248	2050610F101240EH-6399	#4102 EHS/BBPC TUCKER AP BW	0.00	0.00	176.25
TOTAL REPORT										
								0.00	0.00	176.25

COLLEGE STATION ISD  
BALANCE SHEET  
HEAD START FUNDS -2050  
09/30/19

	Headstart Fund
<b>ASSETS</b>	
Cash and Cash Equivalents	0.00
Property Taxes	
Allowance for Uncollectible Taxes (Credit)	
Due from Other Governments	177,714.08
Due from Other Funds	
Other Receivables	
Deferred Expenditures	
Inventories	
<b>Total Assets</b>	<b>177,714.08</b>
<b>LIABILITIES AND FUND BALANCES</b>	
<b>Liabilities:</b>	
Accounts Payable	0.00
Interest Payable-Current	
Payroll Deductions and Withholdings Payable	
Accrued Wages Payable	0.00
Due to Other Funds	177,714.08
Due to Other Governments	
Unearned Revenues	
<b>Total Liabilities</b>	<b>177,714.08</b>
<b>DEFERRED INFLOWS OF RESOURCES</b>	
Unavailable Revenue-Property taxes	0.00
<b>Total Deferred Inflows of Resources</b>	<b>0.00</b>
<b>Fund Balances:</b>	
<b>Non-Spendable:</b>	
Investments in Inventory	
Outstanding Encumbrances	
<b>Restricted:</b>	
Reported in the Head Start Fund	0.00
<b>Committed:</b>	
Construction	
Self Insurance	
Other Land	
<b>Unreserved and Undesignated:</b>	
Reported in the General Fund	
<b>Total Fund Balances</b>	<b>0.00</b>
<b>Total Liabilities and Fund Balances</b>	<b>177,714.08</b>

**General Note:**

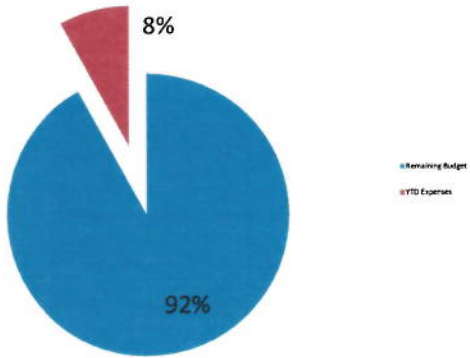
Head start funds are not reimbursed until a filing is made with Health and Human Services. There is a three day timing delay.

COLLEGE STATION INDEPENDENT SCHOOL DISTRICT  
STATEMENT OF REVENUES, EXPENDITURES, AND CHANGES IN FUND BALANCE  
BUDGET AND ACTUAL - HEADSTART FUND 2050  
SEPTEMBER 1, 2019 - SEPTEMBER 30, 2019

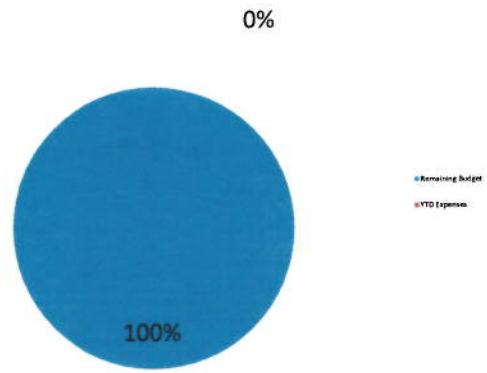
	Budgeted Amounts		Actual Amounts (GAAP Basis)	Variance With Final Budget Positive or (Negative)
	Original	Final		
<b>REVENUES:</b>				
Total Local and Intermediate Sources	0.00	0.00	0.00	0.00
State Program Revenues	0.00	0.00	0.00	0.00
Federal Program Revenues	0.00	2,449,531.00	177,714.08	(2,271,816.92)
Total Revenues	<u>0.00</u>	<u>2,449,531.00</u>	<u>177,714.08</u>	<u>(2,271,816.92)</u>
<b>EXPENDITURES:</b>				
Current:				
Payroll Costs	0.00	1,936,067.00	155,967.87	1,780,099.13
Contracted Services	0.00	245,760.00	0.00	243,947.22
Materials and Supplies	0.00	134,350.00	3,477.78	122,639.14
Other Operating Costs	0.00	133,354.00	4,661.19	126,321.41
Capital Outlay	0.00		0.00	0.00
Operating Transfers In	0.00	0.00	0.00	0.00
Total Expenditures	<u>0.00</u>	<u>2,449,531.00</u>	<u>164,106.84</u>	<u>2,273,006.90</u>
Excess (Deficiency) of Revenues Over (Under) Expenditures	<u>0.00</u>	<u>0.00</u>	<u>13,607.24</u>	<u>1,189.98</u>
<b>OTHER FINANCING SOURCES (USES):</b>				
Sale of Real and Personal Property	0.00	0.00	0.00	0.00
Capital Leases	0.00	0.00	0.00	0.00
Transfer In	0.00	0.00	0.00	0.00
Total Other Financing Sources (Uses)	<u>0.00</u>	<u>0.00</u>	<u>13,607.24</u>	<u>1,189.98</u>
Net Change in Fund Balances	0.00	0.00	13,607.24	1,189.98
Fund Balance - September 1 (Beginning)	<u>0.00</u>	<u>(13,607.24)</u>	<u>(13,607.24)</u>	<u>0.00</u>
Fund Balance	<u>0.00</u>	<u>(13,607.24)</u>	<u>(0.00)</u>	<u>1,189.98</u>

# Headstart Expense Data - 2050

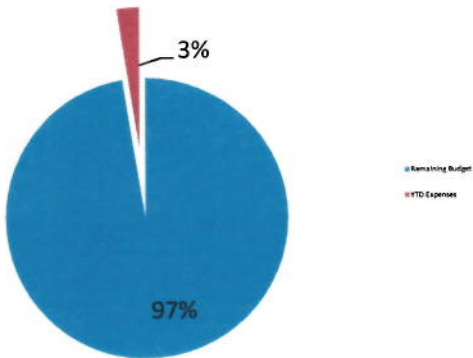
## Payroll Costs



## Contracted Services



## Materials and Supplies



## Other Operating Costs

