

COLLEGE STATION ISD
BALANCE SHEET
HEAD START FUNDS -2051
08/31/21

	Headstart Fund
ASSETS	
Cash and Cash Equivalents	-
Property Taxes	
Allowance for Uncollectible Taxes (Credit)	
Due from Other Governments	196,265
Due from Other Funds	
Other Receivables	
Deferred Expenditures	
Inventories	
Total Assets	<u><u>196,265</u></u>
LIABILITIES AND FUND BALANCES	
Liabilities:	
Accounts Payable	-
Interest Payable-Current	
Payroll Deductions and Withholdings Payable	
Accrued Wages Payable	-
Due to Other Funds	196,265
Due to Other Governments	
Unearned Revenues	
Total Liabilities	<u>196,265</u>
DEFERRED INFLOWS OF RESOURCES	
Unavailable Revenue-Property taxes	-
Total Deferred Inflows of Resources	<u>-</u>
Fund Balances:	
Non-Spendable:	
Investments in Inventory	
Outstanding Encumbrances	
Restricted:	
Reported in the Head Start Fund	-
Committed:	
Construction	
Self Insurance	
Other Land	
Unreserved and Undesignated:	
Reported in the General Fund	
Total Fund Balances	<u>-</u>
Total Liabilities and Fund Balances	<u><u>196,265</u></u>

General Note:

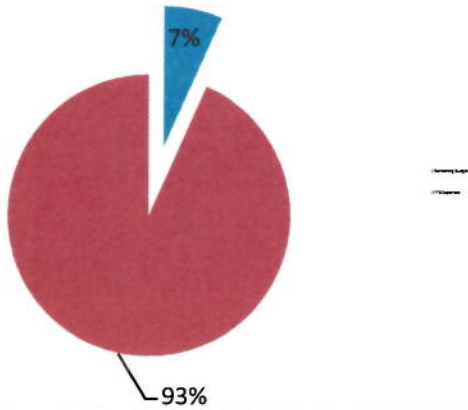
Head start funds are not reimbursed until a filing is made with Health and Human Services. There is a three day timing delay.

COLLEGE STATION INDEPENDENT SCHOOL DISTRICT
STATEMENT OF REVENUES, EXPENDITURES, AND CHANGES IN FUND BALANCE
BUDGET AND ACTUAL - HEADSTART FUND 2051
SEPTEMBER 1 - AUGUST 31, 2021

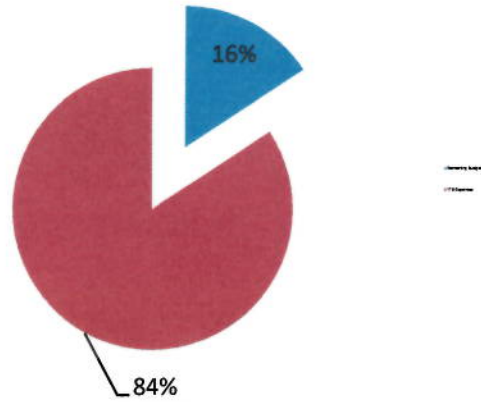
	Budgeted Amounts		Actual Amounts (GAAP Basis)	Encumbrances Outstanding	Variance With Final Budget Positive or (Negative)
	Original	Final			
REVENUES:					
Total Local and Intermediate Sources	-	-	905	-	905
State Program Revenues	-	-	-	-	-
Federal Program Revenues	2,554,387	2,554,387	2,553,328	-	(1,059)
Total Revenues	2,554,387	2,554,387	2,554,233	-	(154)
EXPENDITURES:					
	526				
Current:					
Payroll Costs	1,970,791	1,970,791	1,840,784	-	130,007
Contracted Services	101,485	101,485	85,546	-	15,939
Materials and Supplies	372,954	372,954	479,938	-	(106,984)
Other Operating Costs	109,157	109,157	63,566	-	45,591
Capital Outlay	-	-	84,398	-	(84,398)
Operating Transfers In	-	-	-	-	-
Total Expenditures	2,554,387	2,554,387	2,554,233	-	154
Excess (Deficiency) of Revenues Over (Under) Expenditures	-	-	-	-	(0)
OTHER FINANCING SOURCES (USES):					
Sale of Real and Personal Property	-	-	-	-	-
Capital Leases	-	-	-	-	-
Transfer In	-	-	-	-	-
Total Other Financing Sources (Uses)	-	-	-	-	(0)
Net Change in Fund Balances	-	-	-	-	(0)
Fund Balance - September 1 (Beginning)	-	-	-	-	-
Fund Balance	-	-	-	-	(0)

Headstart Expense Data - 2051

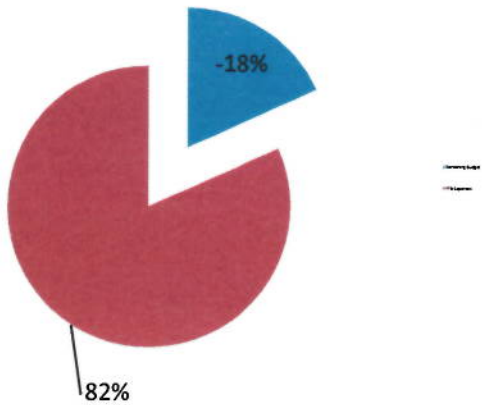
Payroll Costs



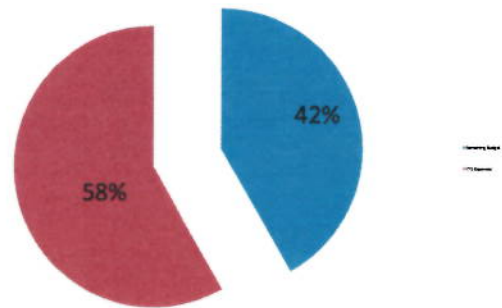
Contracted Services



Materials and Supplies



Other Operating Costs



COLLEGE STATION ISD
BALANCE SHEET
HEAD START FUNDS -2052
08/31/21

	Headstart Fund
ASSETS	
Cash and Cash Equivalents	-
Property Taxes	
Allowance for Uncollectible Taxes (Credit)	
Due from Other Governments	71,962
Due from Other Funds	
Other Receivables	-
Deferred Expenditures	
Inventories	
Total Assets	71,962
LIABILITIES AND FUND BALANCES	
Liabilities:	
Accounts Payable	2,518
Interest Payable-Current	
Payroll Deductions and Withholdings Payable	
Accrued Wages Payable	-
Due to Other Funds	71,962
Due to Other Governments	
Unearned Revenues	
Total Liabilities	74,480
DEFERRED INFLOWS OF RESOURCES	
Unavailable Revenue-Property taxes	-
Total Deferred Inflows of Resources	-
Fund Balances:	
Non-Spendable:	
Investments in Inventory	
Outstanding Encumbrances	
Restricted:	
Reported in the Head Start Fund	(2,518)
Committed:	
Construction	
Self Insurance	
Other Land	
Unreserved and Undesignated:	
Reported in the General Fund	
Total Fund Balances	(2,518)
Total Liabilities and Fund Balances	71,962

General Note:

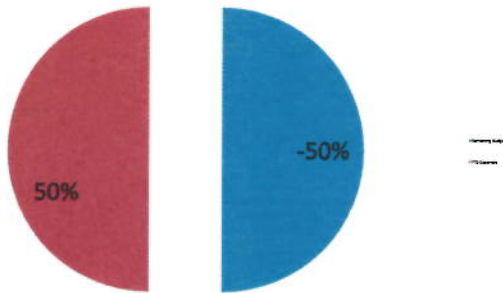
Head start funds are not reimbursed until a filing is made with Health and Human Services. There is a three day timing delay.

COLLEGE STATION INDEPENDENT SCHOOL DISTRICT
STATEMENT OF REVENUES, EXPENDITURES, AND CHANGES IN FUND BALANCE
BUDGET AND ACTUAL - HEADSTART FUND 2052
SEPTEMBER 1 - AUGUST 31, 2021

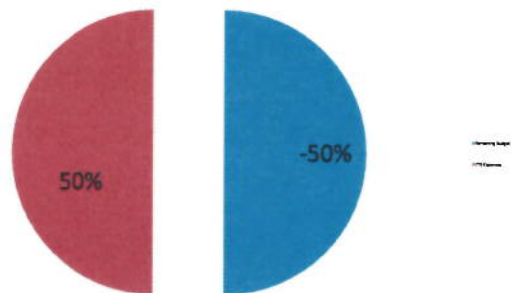
	Budgeted Amounts		Actual Amounts (GAAP Basis)	Encumbrances Outstanding	Variance With Final Budget Positive or (Negative)
	Original	Final			
REVENUES:					
Total Local and Intermediate Sources	-	-	-	-	-
State Program Revenues	-	-	-	-	-
Federal Program Revenues	-	-	159,148	-	159,148
Total Revenues	-	-	159,148	-	159,148
EXPENDITURES:					
Current:					
Payroll Costs	-	-	139,039	-	(139,039)
Contracted Services	-	-	4,870	-	(4,870)
Materials and Supplies	-	-	13,387	2,517	(15,904)
Other Operating Costs	-	-	4,370	318	(4,688)
Capital Outlay	-	-	-	-	-
Operating Transfers In	-	-	-	-	-
Total Expenditures	-	-	161,666	2,835	(164,501)
Excess (Deficiency) of Revenues Over (Under) Expenditures	-	-	(2,518)	(2,835)	(5,353)
OTHER FINANCING SOURCES (USES):					
Sale of Real and Personal Property	-	-	-	-	-
Capital Leases	-	-	-	-	-
Transfer In	-	-	-	-	-
Total Other Financing Sources (Uses)	-	-	(2,518)	(2,835)	(5,353)
Net Change in Fund Balances	-	-	(2,518)	(2,835)	(5,353)
Fund Balance - September 1 (Beginning)	-	-	-	-	-
Fund Balance	-	-	(2,518)	(2,835)	(5,353)

Headstart Expense Data - 2052

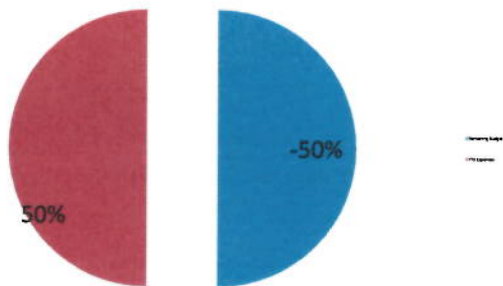
Payroll Costs



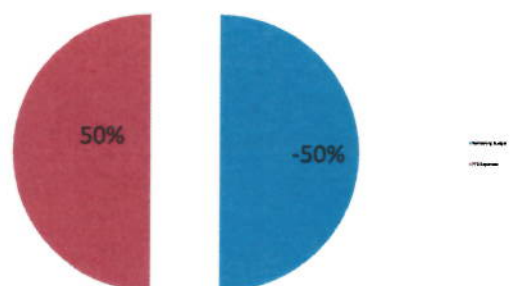
Contracted Services



Materials and Supplies



Other Operating Costs



Head Start Monthly Credit Card Transactions
Fund 2052 and Project 00

COLLEGE STATION ISD
DATE: 09/07/2021
TIME: 10:06:06

COLLEGE STATION INDEPENDENT SCHOOL DIST
VENDOR PAYMENT HISTORY

PAGE NUMBER: 1
ACCTPA31

SELECTION CRITERIA: (((transact.yr = "21")) AND ((transact.period = "12")) AND ((transact.key_orgn MATCHES "2052*")) AND ((transa

-----VENDOR-----	PO	1099	CHECK NO.	BUDGET CODE	-----DESCRIPTION-----	SALES TAX	AMOUNT
INVOICE		P/F	DATE	PROJECT	CONTROL		
10976 HEB GROCERY COMPANY 147750	0	M	394439 08/11/21	2052130081134000-6499	HEAD START SNACKS AP-VH	0.00	119.51
TOTAL REPORT						0.00	119.51

Head Start Monthly Credit Card Transactions
Fund 2052 and Project EH

COLLEGE STATION ISD
 DATE: 09/07/2021
 TIME: 10:06:21

COLLEGE STATION INDEPENDENT SCHOOL DIST
 VENDOR PAYMENT HISTORY

PAGE NUMBER: 1
 ACCTPA31

SELECTION CRITERIA: (((transact.yr = "21")) AND ((transact.period = "12")) AND ((transact.key_orgn MATCHES "2052*")) AND ((transa

VENDOR INVOICE	PO	1099 P/F	CHECK NO DATE	BUDGET CODE PROJECT	DESCRIPTION CONTROL	SALES TAX	AMOUNT
10976 HEB GROCERY COMPANY 476282	0	M	394439 08/11/21	2052610F812340EH-6399	EHS SUPPLIES AP-VH	0.00	141.75
11475 HOME DEPOT CREDIT SERV 53834	0	N	394311 08/04/21	205211HE812340EH-6399	CC# 11 J WEST EHS AP-VH	0.00	94.98
11475 HOME DEPOT CREDIT SERV 9588122	0	N	394311 08/04/21	205211HE812340EH-6399	CC#11 J WEST EHS AP-VH	0.00	18.69
TOTAL VENDOR						0.00	113.67
TOTAL REPORT						0.00	255.42